

# Ellison Scholars Test

## 1. Introduction

The **Ellison Scholars Test** forms one part of the selection process for the Undergraduate Ellison Scholars programme and is used alongside the information provided on the Undergraduate application form to assess the applicant’s suitability for the programme.

This is a step-by-step guide on how to prepare and sit the test. Candidates must read this guidance to ensure they are fully prepared and understand each stage of the process. We also advise **watching this instructional video** on how to prepare and sit the test.

### 1.1. Ellison Scholars Test Timeline

ELLISON SCHOLARS TEST TIMELINE	July			August		
Receive instructions on how to prepare and sit the test	5th					
Review instructions, watch the video tutorial and take the demo test						
Deadline to submit requests for access arrangements, (if applicable)			30th			
Receive login details (check your spam and contact us if you do not receive the email by 5pm UK time)				2nd		
<i>Ellison Scholars test window starts</i>					9am UK time on 5th	
<i>Ellison Scholars test window ends</i>						9am UK time on 6th

## 2. How to prepare

The Ellison Scholars test consists of two sections.

**Section 1** is designed to measure creativity and divergent thinking. This section asks candidates to consider as many uses as possible for a few simple objects. Candidates have 15 minutes to complete 5 questions. Each question should take 3 minutes. For each object, candidates may write as many or as few uses as time allows; please separate different uses of the same object with a new line.

They will be scored on:

- Fluency – the number of alternative uses you can think of;
- Originality – how unusual those uses are – evidence of ‘thinking different’;
- Flexibility – the range of ideas in different domains and categories;

- Elaboration – level of detail and development of the idea

To give an example, below are some uses for a brick:

- *A step*
- *A paperweight*
- *A diving aid*

**Section 2** is designed to measure problem-solving, spatial, verbal and non-verbal reasoning skills. Most questions are multiple choice, but some have open text numeric answers. All questions have a correct answer. Candidates have 15 minutes to complete 50 questions. Each question should take 18 seconds. Candidates should take care not to spend too much time on a single question, even if they do not complete all the questions in the given time; the test is designed to be hard.

**The total duration of the test is 30 minutes.**

**IMPORTANT NOTE:** The Ellison Scholars test is designed to be taken independently, without the need for supervision. While candidates are trusted to uphold integrity, please be aware that alternative methods are in place to ensure fairness. To help you succeed, it is important to know that reliance on AI tools like ChatGPT may disadvantage you, as these tools can sometimes provide incorrect answers. Maintaining honesty and relying on your own knowledge will best support your application and your future success.

Applicants will take the test using the assessment portal <https://ellisonscholars.inspera.com/>.

### 3. Access the test portal

All candidates will receive an email by **5pm (UK time) on Friday 2<sup>nd</sup> August** including login details **to the candidate platform where you will take the test**. The email will include a unique username and password.

Dear TEST,

Thank you for starting your application to the Ellison Scholars programme. As the next stage of our selection process, we would like to invite you to sit the **Ellison Scholars test**.

You must take the test within a 24-hour window from 5<sup>th</sup> August 09:00 (UK time) to 6<sup>th</sup> August 09:00 (UK time). The duration of the test is thirty minutes. To help you prepare for the test, a sample paper with instructions [has been made available here](#); you can take this practice test as many times as you like, and your responses will not be recorded. In order to take the test, please [log in to the candidate portal here](#) using the following credentials:

**Username:** 123456789

**Password:** TEST

If you have any further requirements or questions, please contact us at [scholars.applications@eit.org](mailto:scholars.applications@eit.org).

Kind regards,  
Ellison Scholars Team

If you have lost this email or have not received it by **5pm (UK time) on Friday 2<sup>nd</sup> August** please contact us immediately at [scholars.applications@eit.org](mailto:scholars.applications@eit.org).

**Candidates must ensure they take the test within the specified time window, otherwise their application will be unsuccessful.**

## 4. Sit the test

The test will be open from **9am (UK time) on Monday 5 August to 9am (UK time) on Tuesday 6 August 9am**. After logging into the platform, the “Ellison Scholars Test” can be found in the *Upcoming tests* section. The test has two individual sections named “Ellison Scholars Test – Section 1” and “Ellison Scholars Test – Section 2”, each lasting 15 minutes. These sections may be sat in any order; however, we recommend that candidates sit Section 1 first, followed by Section 2.

The screenshot shows a student dashboard for a user with ID 0001. The Ellison Institute of Technology logo is in the top right. A navigation bar includes 'Upcoming tests', 'Previous tests', and 'Demo tests'. The 'Upcoming tests' section is highlighted and contains a card for the 'Ellison Scholars Test'. The card shows a 'DUE' badge, a clock icon, and the text 'Opened 8 days ago'. Below the title, there is a 'View more details' link. Under the 'Components' section, two items are listed: 'Ellison Scholars Test – Section 1' and 'Ellison Scholars Test – Section 2'. Each item includes a calendar icon, the dates 'August 5, 2024 9:00 AM - August 6, 2024 9:00 AM', a 'DUE' badge, and a right-pointing arrow.

Click “View more details” to find out more about the overall test and see an overview of each of the sections. Candidates should ensure that they have read all guidance carefully before they begin any of the tests.

This screenshot shows the detailed view of the 'Ellison Scholars Test'. It features a 'DUE' badge, the test title, and a date range 'Aug 5, 2024 9:00 AM to Aug 6, 2024 9:00 AM'. A 'Test information' section follows, with a welcome message and a note that the test consists of two 15-minute sections. Below this is a section for 'Ellison Scholars Test – Section 1', which includes a 'Time limit is 15 minutes' indicator, a 'DUE' badge, and a 'PLEASE READ THE FOLLOWING INFORMATION CAREFULLY BEFORE YOU BEGIN THE TEST.' instruction. The text explains that Section 1 is designed to measure creativity and divergent thinking, and provides instructions on how to approach the questions, including a 15-minute time limit and 5 questions to be completed.

To prepare for sitting either of the sections, click “Click here to get ready”, which will call up the instructions page for a specific section. Read the instructional information carefully, then click “Start test” when ready to begin.

INDIVIDUAL DUE

### Ellison Scholars Test – Section 1

Time limit is 15 minutes Opened 8 days ago

**Test information**  
**PLEASE READ THE FOLLOWING INFORMATION CAREFULLY BEFORE YOU BEGIN THE TEST.**

**Section 1** is designed to measure creativity and divergent thinking.

This section asks you to consider **as many uses as possible** for a few simple objects. You have **15 minutes** to complete **5 questions**. You should spend **3 minutes** on each question. For each object, you may write as many or as few uses as time allows; please separate different uses of the same object with a new line. You will be scored on:

- Fluency – the number of alternative uses you can think of;
- Originality – how unusual those uses are – evidence of ‘thinking different’;
- Flexibility – the range of ideas in different domains and categories;
- Elaboration – level of detail and development of the idea

To give you an example, below are some uses for a **brick**:

- A *step*
- A *paperweight*
- A *diving aid*

Aug 5, 2024 9:00 AM to Aug 6, 2024 9:00 AM

✓ Your browser has been approved

[Start test →](#)

## 5. During the test

During the test, a candidate’s remaining time is displayed in the top left beneath their candidate number. This includes additional time for candidates with **authorised access arrangements**.

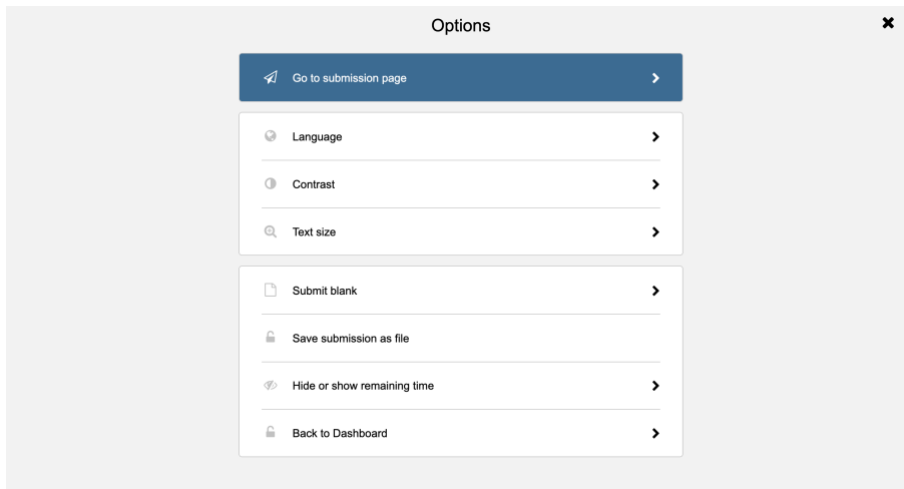
**0001**  
**15 minutes remaining**

Candidates can navigate by clicking the arrow in the bottom right to move to the next question or by selecting the question number along the bottom.

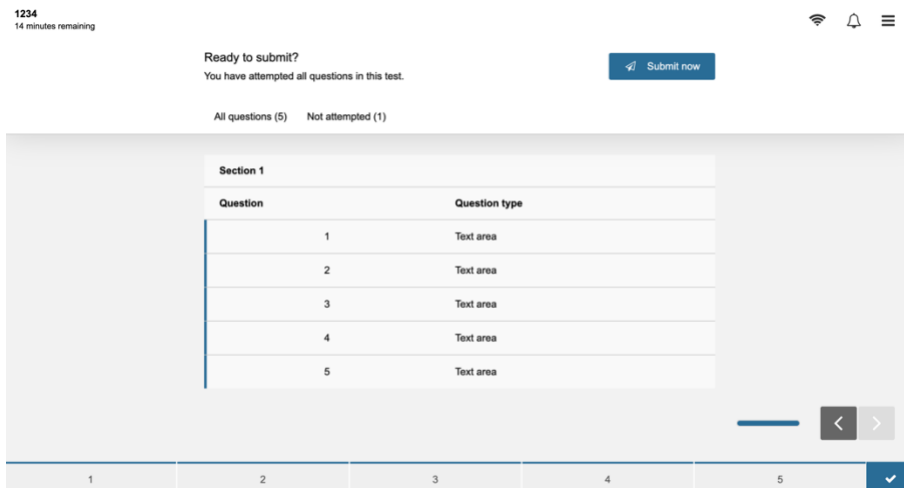
In the top right, internet connectivity is displayed as a signal icon, alongside a bell icon to indicate any messages from invigilators, and a menu icon to display options.



From the options menu, the screen contrast and text size can be changed, and other display settings can be accessed (see below for more information about **accessibility settings**). Candidates also have the option to **save their submission as a file**.



Take the test, making sure to answer all the questions. When ready to submit, go to the submission page, marked at the right of the bottom bar with a tick. Here, candidates can review their answers and click the “Submit now” button to finish the test:



Candidates must make sure to take both Sections 1 and 2 in order to complete your test. They may sit these sections in any order; however, we recommend sitting Section 1 first, followed by Section 2. These tests do not need to be taken in a single sitting, but candidates must complete both within the allotted 24-hour window, or their results will not be counted.

## 6. Accessibility settings

Accessibility settings can be adjusted from the “Options” menu in the top, right-hand corner of the test environment.

To change the background and text colour, select the “Contrast” option from the menu, then select a preferred colour option. There are three possible options: Normal (white and light grey background with black text), Inverted (black and dark grey background with white text), and Yellow on Black (black background with yellow text).



The image shows a screenshot of the 'Contrast' settings menu. The title 'Contrast' is centered at the top. Below the title is a white rectangular box containing three radio button options: 'Normal' (selected with a checkmark), 'Inverted', and 'Yellow on black'. Each option is separated by a horizontal line.

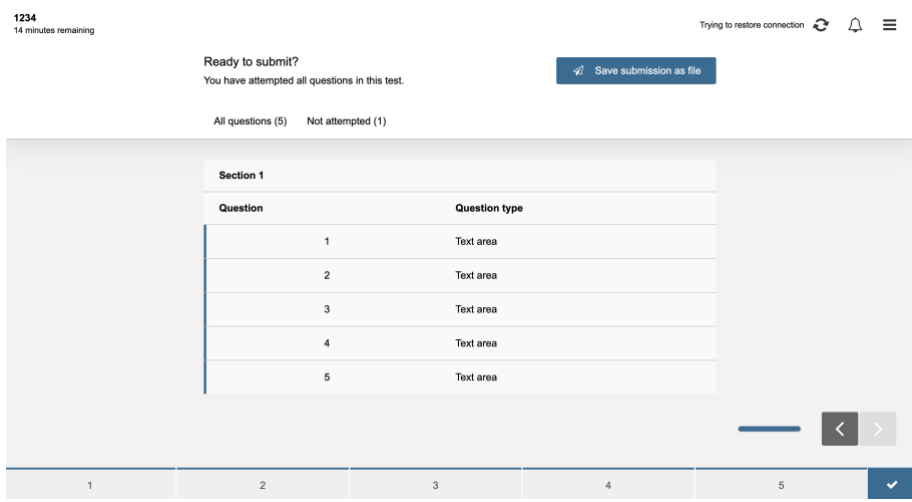
To change the text size, select the “Text size” option from the menu, then select “Regular”, “Large”, or “Extra large” as needed.



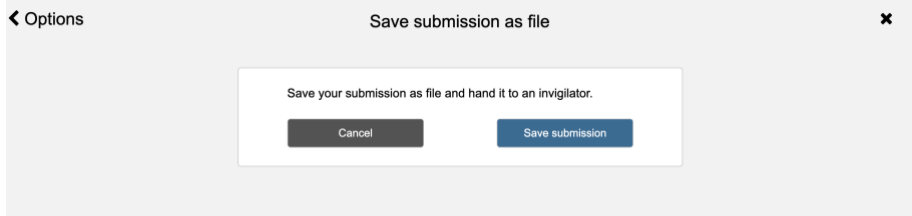
The image shows a screenshot of the 'Text size' settings menu. The title 'Text size' is centered at the top. Below the title is a white rectangular box containing three radio button options: 'Regular' (selected with a checkmark), 'Large', and 'Extra large'. Each option is separated by a horizontal line.

## 7. Submitting without an Internet connection

If candidates for any reason lose Internet connection while taking the test and their connection is not restored by the time they finish the test, they have the option to save your submission as a file. Either from the options menu mentioned above, or from the submission page, select “Save submission as file”:



Click “Save submission” to select the file location. Candidates must email this file to the Ellison Scholars Team at [scholars.applications@eit.org](mailto:scholars.applications@eit.org) and they will upload the results on their behalf. Note that if the Ellison Scholars Team does not receive this file by the end of the testing period, a candidate’s application will be considered incomplete and withdrawn.



## 8. Access arrangements

This document sets out guidelines for access arrangements in relation to the Ellison Scholars Test and relates to candidates seeking arrangements for disabilities and learning difficulties. Candidates should use these guidelines to determine what access arrangements are available to them, and how to proceed should they require additional arrangements beyond this.

We strongly recommend that all candidates familiarise themselves with the testing platform, and this is especially important for candidates who will make use of any of the accessibility settings available. In the case that candidates would require additional support beyond what is offered by the testing platform or set out by these guidelines, please contact [scholars.applications@eit.org](mailto:scholars.applications@eit.org).

### 8.1. What are access arrangements?

Access arrangements may be requested by candidates with specific needs, such as learning difficulties, physical disabilities, or temporary injuries.

### 8.2. Built-in accessibility features

The Ellison Scholars test platform already includes the following accessibility features, which do not require a separate request:

- White text on black background
- Yellow text on black background

- Enlarged text

### 8.3. Requesting extra time

#### 8.3.1. 25% extra time

In most cases, 25% extra time is sufficient to cover a candidate's access requirements. You can request extra time only if you are normally provided with extra time for your public examinations, such as standardised tests.

Qualifying access needs:

- Autistic Spectrum Disorder (ASD);
- Sensory and/or Physical Needs (HI, MSI, PD and VI);
- Social, Emotional and Mental Health Needs (eg ADHD);
- And Speech Language and Communication Needs (SLCN).

Please note that speaking English as a second language does not qualify as a learning difficulty.

#### 8.3.2. 50% extra time

Candidates should only request 50% extra time if they can provide clear evidence that 25% will not be sufficient. You can request 50% extra time only if you are normally provided with this amount of time for your public examinations, such as standardised tests.

Qualifying access needs:

- Any formally diagnosed medical condition such as a physical disability or sensory impairment which significantly hinders their speed of working

### 8.4. Requesting access arrangements

Access arrangements may be requested **through this form**. Requests for access arrangements must be made by **Tuesday 30<sup>th</sup> July 2024, 5pm (UK time)**, in advance of the test period, which will take place between 5<sup>th</sup> August 2024, 9am (UK time) and 6<sup>th</sup> August 2024, 9am (UK time).

#### 8.4.1. Providing evidence of access requirement

Candidates requesting access arrangements must provide the Ellison Scholars Team with evidence of their need. This should be an official document or communication from a doctor, school, or test centre, signed and clearly stating the reason for the need and the accommodation required. Any such evidence must be in English or translated to English.

### 8.5 Further support

In the case that candidates would require additional support beyond what is offered by the testing platform or set out by these guidelines, please contact [scholars.applications@eit.org](mailto:scholars.applications@eit.org).

## 8. Contact

If you have any questions, please contact the Ellison Scholars team at [scholars.applications@eit.org](mailto:scholars.applications@eit.org).