

## Undergraduate Ellison Scholars Application Guide

### Table of Contents

<b>1. Introduction</b> .....	<b>3</b>
<b>2. What you need to complete your application</b> .....	<b>3</b>
<b>3. Home page</b> .....	<b>3</b>
<b>4. Create an account</b> .....	<b>4</b>
<b>5. Eligibility</b> .....	<b>4</b>
5.1. Policies .....	5
5.2. Parental/guardian consent .....	5
5.3. Eligibility requirements.....	5
5.4 English language proficiency requirements .....	6
5.5. How did you hear about us?.....	7
<b>6. Personal details</b> .....	<b>9</b>
6.1. Name, gender, and date of birth .....	9
6.2. Contact details .....	9
6.4. Nationality information and IDs .....	11
6.5. Identifying documentation .....	11
<b>7. Education</b> .....	<b>14</b>
7.1. Current/most recent school .....	14
7.2. Past school(s) .....	15
7.3. Qualifications .....	16
7.4. Further education .....	17
<b>8. References</b> .....	<b>20</b>
8.1. Request academic and character references .....	20
8.2 Changing a reference .....	21
<b>9. Alignment to EIT</b> .....	<b>22</b>
9.1. Humane Endeavours.....	22
9.2 Written Response: Humane Endeavour Problem.....	23
9.3 Written response: humane endeavour problem solution.....	23
9.4 EIT Tools .....	24
<b>10. Application to the university of Oxford</b> .....	<b>24</b>
12.1. Disclaimer .....	24
12.2. Selecting your course .....	24
12.3. Explaining your course choice .....	25
9.2. Tenacity.....	25

9.3. Your Fit for the Ellison Scholars: Video submission .....	26
<b>10. Portfolio .....</b>	<b>27</b>
10.1. Adding an entry .....	27
10.1.1 Questions unique to your portfolio type .....	28
App, startup, and organisation founding/creation .....	28
Awards .....	30
Camps .....	30
Conferences .....	31
Competitions, fair exhibits, and olympiads .....	33
Internships, fellowships, and programmes .....	36
Patents .....	37
Publications .....	38
Research .....	39
Scholarships .....	40
10.1.2 Questions common to all portfolio types .....	41
<b>11. Diversity and inclusion .....</b>	<b>44</b>
11.1. Completing this section: diversity and inclusion .....	44
11.2. Completing this section: further information .....	45
<b>12. Declaration .....</b>	<b>46</b>
<b>13. Submitting your application .....</b>	<b>46</b>
<b>14. Contact .....</b>	<b>47</b>

## 1. Introduction

Before applying for the Ellison Scholars programme, you must:

1. check that you meet the **eligibility criteria** for the programme.
2. check that you meet the **selection criteria** for the programme.
3. choose **a course** you would like to study at the University of Oxford.
4. check that you have met or are on track to meet the minimum entry qualification and grade requirements for your chosen course at the University of Oxford. *You can find the relevant information under 'Admissions requirements' section on individual course pages.*
5. check that you have met or are on track to meet the **English language requirements** for your course
6. reflect on which of **EIT's Humane Endeavours** best align with your passion, expertise and motivation.
7. read the Ellison Scholars **Application Rules** and **Privacy Policy**.
8. be ready to provide evidence of your alignment, such as competition awards, honours and recognitions of your outstanding academic abilities and technology skills.

You must submit your application, including references, by **Thursday 31 July 2025 4pm (local time)**.

If you have any questions or problems completing your application which are not resolved after consulting this guide, contact us at [scholars@eit.org](mailto:scholars@eit.org). See the **Resources page** of application form for more useful resources.

## 2. What you need to complete your application

1. A valid passport or another form of identification, such as an ID card or a birth certificate.
2. If available, an English translation of your identification document.
3. If available, **proof of English proficiency as recognised by the University of Oxford**.
4. If available, proof of your school-leaving qualifications.
5. If available, your most recent school report.
6. If you have previously started a degree, proof of your enrolment or your university transcript.
7. A **three-minute video submission** introducing yourself and explaining why you believe you are a strong fit for the undergraduate Ellison Scholars programme.
8. **Three references**: two academic references and one character reference.
9. **A portfolio of up to ten entries** demonstrating how well you meet the selection criteria for the undergraduate Ellison Scholars programme. ☒

## 3. Home page

The home page contains key information about the application process and provides access to this guide and an application timeline. Read this information carefully, as well as the information on any linked pages or materials to familiarise yourself with the application process. To view instructional videos, click '**Resources**' in the top ribbon.

## Undergraduate Ellison Scholars Programme Application Portal

**Welcome!** This is where you start your application for the undergraduate Ellison Scholars programme. The form allows you to provide all the required information and upload supporting documents. You can save your progress and return to your application at any time before submitting it, as long as you have shown that you meet our minimum eligibility requirements in the first section of the form. You will be asked to submit three references, so we recommend requesting them early to ensure your referees can meet the deadline.

To support you through the process, our **Resources** section includes a step-by-step guide and instructional videos. You can also register for a **Q&A session for applicants** or explore our **FAQ section**.

If you have any questions, feel free to email us at [scholars@eit.org](mailto:scholars@eit.org). The deadline to apply is **31 July 2025, 4pm (local time)**.

START APPLICATION

### 4. Create an account

To set up your account, click the 'Start Application' button on the landing page.

Fill in your details under 'Create a New Account' and click on the 'Register' button. The first and last names provided here should match any identifying documentation you provide us with. Your preferred name may not match your official first name but will allow us to consistently refer to you in all communications by the name you are most comfortable with. You can save and return to your application any time, using your email address and password.

The screenshot shows a web form titled "Login or Create an Account" for "Ellison Scholars - Undergraduate Applications". It is divided into two main sections: "Login" and "Create a New Account".

**Login Section:**

- Field: Email Address \*
- Field: Password \*
- Checkbox: remember me
- Link: lost password?
- Button: Login

**Create a New Account Section:**

- Text: Your password must be eight characters long and include at least one number and one symbol.
- Field: Email address \*
- Field: Title (dropdown menu)
- Field: First name \* (with note: Your first and last name(s) should match any legal documentation.)
- Field: Last name \*
- Field: Preferred first name \* (with note: We will use this name in any communication you receive from us. It may be the same as above.)
- Field: Gender \* (dropdown menu)
- Field: Create a Password \*
- Field: Retype Password \*
- Buttons: Back, Register

Once logged in, your application will be created, and the form will open automatically. You must fill in the eligibility section first and click 'save and next' to move to the next page.

### 5. Eligibility

In this section, you must provide information that will determine your **eligibility** for the Ellison Scholars programme. **If you do not meet these requirements, you cannot proceed with your application at this stage.**

We recommend that you answer these questions honestly, to save yourself and our team time when processing your application later.

## 5.1. Policies

Read the Ellison Scholars Privacy Policy and Application Rules which are linked in the explanatory text under the heading 'Policies.' Click on the checkboxes to fill them and confirm that you agree to their terms.

### Policies

To apply for the Ellison Scholars programme you must read and agree to the [Ellison Scholars Privacy Policy](#) and [Application Rules](#).

I have read the Ellison Scholars Privacy Policy and agree to its terms. \*

I agree

I have read the Ellison Scholars Application Rules and agree to its terms. \*

I agree

Have you applied to the Ellison Scholars programme before? \*

Yes

No

## 5.2. Parental/guardian consent

Click to confirm that you are at least eighteen years of age, or you have the permission of you parent(s) or guardian(s) to apply to the programme.

### Parental/guardian consent

I am at least eighteen years of age, or I have the permission of my parent(s) or guardian(s) to apply to the programme. \*

I agree

## 5.3. Eligibility requirements

You must confirm that you have already achieved or are on track to meet the qualifications and grades accepted by the University of Oxford for undergraduate admissions:

**Please confirm that you are on track to receive, or have already received a secondary education/high school leaving qualification, diploma or certificate accepted by the University of Oxford. \***

Yes

No

If *No*, you will be prevented from continuing with your application as you do not meet **the eligibility requirements** for the undergraduate Ellison Scholars programme.



You are not eligible to proceed with this application because you do not have a qualification accepted by the University of Oxford.

Close Message

If Yes, you must indicate the secondary education / high school leaving qualification you have achieved or are on track to achieve. Begin by typing the name of the country your qualification is from and select the relevant option from the dropdown. The Qualification box that follows will then pre-fill.

**Please note:** this section is for qualifications obtained prior to any university degrees you may have started. You will have the opportunity to enter any degree information in the Education section.

**Please provide the name of the qualification you have already received or are on track to receive. \***

Search by typing the name of the **country** your qualification is from then select the relevant qualification listed by the country. Your qualification will then be pre-filled in the Qualification box below.  
If your country is not in the list, search for "Other" and select the corresponding option.

UK / United Kingdom | Advanced Highers

#### Qualification

Qualification will be pre-filled from above selection unless 'Other Country - Other (Type your own qualification)' was selected above - if so, please enter your qualification here.

Advanced Highers

If your qualification does not appear, type *Other* and select from the dropdown.

**Please provide the name of the qualification you have already received or are on track to receive. \***

Search by typing the name of the **country** your qualification is from then select the relevant qualification listed by the country. Your qualification will then be pre-filled in the Qualification box below.  
If your country is not in the list, search for "Other" and select the corresponding option.

Other  
Other Country | Advanced Placement (AP) Examination  
Other Country | Advanced Placement (AP) Examination plus ACT  
Other Country | Advanced Placement (AP) Examination plus SAT  
Other Country | European Baccalaureate  
Other Country | International A-level  
Other Country | International Baccalaureate  
Other Country | Other (Type your Own Qualification)

If selecting *Other Country – Other (Type your Own Qualification)*, type your country and qualification into the boxes that appear.

Enter Name of Country \*

Enter Qualification Name \*

## 5.4 English language proficiency requirements

In this section, you must confirm that you have already met or are on track to meet the English language proficiency requirements for your chosen course at the University of Oxford.

**Please confirm that you have met, or are on track to meet, the University's English Language requirements for your chosen undergraduate course. \***

- Yes  
 No

If *No*, you will be prevented from continuing with your application as you do not meet **the eligibility requirements** for the undergraduate Ellison Scholars programme.



You are not eligible to proceed with this application because you do not meet the English Language proficiency requirements for the University of Oxford.

Close Message

If Yes, select how you meet the University's English Language Requirement from the dropdown.

**Please select how you meet the University's English Language Requirement. \***

- My first language is English and I have always been a resident and citizen of a majority English-speaking country recognised by UK Visas and Immigration.
- I am studying (or have completed) the International Baccalaureate programme and it is taught in English.
- I am studying (or have completed) the Singapore Integrated Programme (SIPCAL).
- I have been educated full-time in English for at least the two most recent years before applying and will have remained in full-time education in English until completion of my schooling (i.e. a minimum of three years of my most recent education have been in English before the start of my Oxford course).
- I have completed, or am on track to complete an IELTS, TOEFL, or other English Language qualification accepted by the University of Oxford.

To upload evidence, click the 'Choose file' button. In the window that appears, click on the space marked 'Select Files to Upload' and select proof of your result from your files. This file must be either a PDF, a JPEG or a PNG. Once you have selected your file, it will upload.

**If obtained, please upload results certificate.**

**Accepted file types:** pdf, jpg  
File may not exceed 5 MB in size.

Choose file No file chosen

## 5.5. How did you hear about us?

In this section, please let us know where you heard about the Undergraduate Ellison Scholars programme to help us with our outreach tracking and monitoring.

**How did you hear about us?**

Select one of the options from the dropdown to identify how you found out about the Ellison Scholars programme. \*

- ✓ Select
- News/press
- Friends and family
- My school
- My university
- Specific website
- Internet search
- Social media
- Charity/organisation
- Ellison Scholars representative
- Other

Depending on the option selected, you may be asked to specify more information in the text field that appears:

Select one of the options from the dropdown to identify how you found out about the Ellison Scholars programme. \*

Please provide the news or press URL here. \*



## 6. Personal details

### 6.1. Name, gender, and date of birth

Your title name, and gender will prefill from the user setup page.

**Title**

Miss

**Applicant Name \***

First name(s) Last name

Jane Doe

**Preferred first name \***

Janie

Select your pronouns from the dropdown, select 'Prefer not say' if you do not wish to provide this information, or 'Prefer to self-describe' to use a free text box.

**Gender \***

Female

**Pronouns \***

She/her

In the field marked 'Please enter your date of birth,' input your date of birth as it appears on your documents of identification. You can either type the date into the text field or select it from the calendar that appears. Note that the date will appear in the format DD/MM/YYYY.

**Date of birth \***

Please note that if you intend to apply for the undergraduate Medicine course at the University of Oxford, you must be at least eighteen years of age by the start of your course.

Apr 2025

Su	Mo	Tu	We	Th	Fr	Sa
		1	2	3	4	5
6	7	8	9	10	11	12
13	14	15	16	17	18	19
20	21	22	23	24	25	26
27	28	29	30			

### 6.2. Contact details

In this section, please provide your contact details, such as address, email address, and phone number.

For phone number fields, select your country from the dropdown on the left and write your number in the text field using the national format.

If you do not have a phone number, you may need to nominate someone to take calls for you, so that any messages for you will reach you promptly. This could be, for example, a relative, a teacher or a school office number. The same may also be true of the email address you provide.

We also ask that you provide the URLs for your X/Twitter, Instagram, and LinkedIn accounts, if you have these.

<b>Primary telephone number *</b>	<b>Secondary telephone number</b>
<input type="text" value="(201) 555-0123"/>	<input type="text" value="(201) 555-0123"/>
<b>Primary e-mail address *</b>	
<input type="text"/>	
<b>Secondary e-mail address</b>	
<input type="text"/>	
<b>X/Twitter URL</b>	
<input type="text"/>	
<b>Instagram URL</b>	
<input type="text"/>	
<b>LinkedIn URL</b>	
<input type="text"/>	

Enter your permanent address in the fields below, selecting your country from the country dropdown:

**Permanent address \***

Street Address

Line 2

City

Country

State / Province

Zip / Postal Code

You may also provide a correspondence address, which we will use if we need to post anything to you.

**I wish to provide an alternative address for correspondence. \***

Yes  
 No

**Correspondence / postal address \***

Street Address

Line 2

Line 3

City

Country

State / Province

Zip / Postal Code

## 6.4. Nationality information and IDs

Please select your nationality from the dropdown. If you have not held this nationality from birth, provide a start date. This can be an approximate date or year. If available, provide a second nationality.

**Nationality \***

Select ▼

**Start date for nationality if not from birth**

**Second nationality**

Select ▼

Indicate if English is your first/native language.

**Is English your first/native language \***

Yes

No

If *No*, please select your first/native language by typing the name of your language and selecting from the dropdown. Your language will then automatically populate in the following field.

**Please select your first/native language**

To select your language, start typing and then select from the dropdown. Please select 'other' if you cannot find your language.

Urdu

**Language \***

Urdu

If your language does not appear, please type in and select 'Other' and enter your language in the space provided.

**Please select your first/native language**

To select your language, start typing and then select from the dropdown. Please select 'other' if you cannot find your language.

Other

**Language \***

Other

**Please specify your language \***

## 6.5. Identifying documentation

In this section, you must upload a copy of your passport or national ID document.

If you have a passport, please answer *Yes* to the question 'Do you have a passport?' and upload a scan by clicking on the 'Choose file' button:

**Do you have a passport? \***

- Yes  
 No

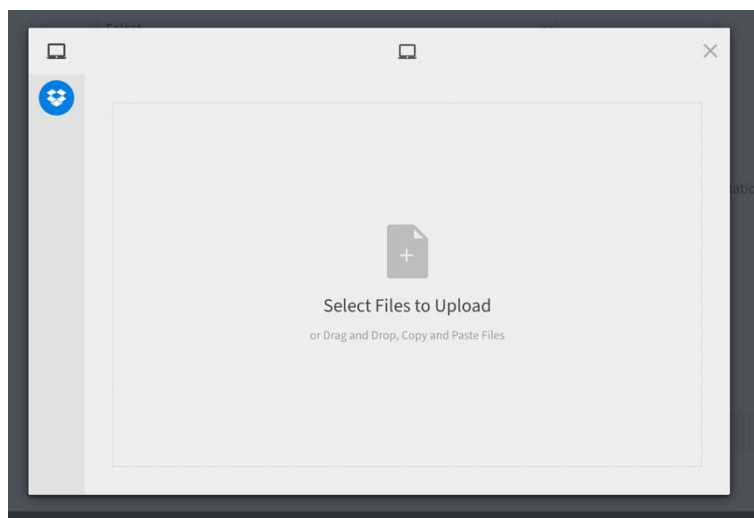
**Please upload a scan of your passport here. \***

**Accepted file types:** pdf, jpg, jpeg

File may not exceed 5 MB in size.

No file chosen

In the window that appears, click on the space marked 'Select Files to Upload' and select the scan of your passport from your files. Once you have selected your file, it will automatically upload.



If you do not have a passport, answer *No* and upload your photo ID as above. You may also provide an English translation of your ID, if available:

**Do you have a passport? \***

- Yes  
 No

**Please upload a photo ID that shows your date of birth and nationality. \***

**Accepted file types:** pdf, jpg, jpeg

File may not exceed 5 MB in size.

No file chosen

**If available, please upload an English translation of your photo ID.**

**Accepted file types:** pdf, jpg, jpeg

File may not exceed 5 MB in size.

No file chosen

Upload a personal, passport-style photo in the final field:

**Profile photo \***

Please upload a photo of your face here.

**Accepted file types:** pdf, jpg, jpeg, png

File may not exceed 5 MB in size.

No file chosen

## 7. Education

In the 'Education' section, you should provide information on **the last five years** of your formal education before applying to the university, including any qualifications and grades you have already achieved or are predicted to achieve. You should begin with your most recent school and work your way back until you have covered these five years.

There is also space to provide information about any higher education experience you have, if applicable.

### 7.1. Current/most recent school

In the relevant fields, provide the name of your school. Input your school's postal address and, if applicable, the URL of the school's website. Provide the school's generic email address and a phone number. If no generic email address or phone numbers are available, you can provide individual contacts of teachers or admin staff in your school after obtaining their permission.

**Current / Most Recent School**

**School name \***

  
**School address \***

Street Address

  
Line 2  
Line 3  
City  
Country  
State / Province  
Zip / Postal Code  
**School website**  
Open Link in New Window

**School contact email address \***

  
**School phone number \***

If you are currently attending this school, provide a start date and projected end date.

**Are you currently attending this school? \***

Yes

**Start date \***

**Expected end date**

If not, provide the start and end dates for your time at this school. You may provide an estimate if you are not sure.

**Are you currently attending this school? \***

No

**Start date \***

**End date \***

Specify whether your education was full-time, part-time or took a different structure (e.g. night school), by selecting the appropriate option from the 'Type of study' dropdown:

**Type of study \***

✓ Select

Full-time

Part-time

Other

**Have you attended any other schools in the past five years? \***

If *Other*, specify in the text field that appears.

## 7.2. Past school(s)

You can add additional school information, if necessary to evidence the five years of your school history. You can add up to three previous schools.

**Have you attended any other schools in the past five years? \***

Yes

No

### 7.3. Qualifications

Add any qualifications you have received or will receive by the end of your schooling. To find your qualification, begin typing the qualification name and select it from the dropdown that appears:

#### Qualifications

Please provide information about any high school leaving qualifications you have received, or are on track to receive, starting with the most recent. \*

If you have not yet completed your qualification, please provide your predicted grades. You may need to ask your teachers or school for this information.

Begin typing and select your qualification from the list. If your qualification is not listed, please type and select "Other". If you have more than one qualification to input, please answer "Yes" to "Do you want to add another qualification?"

Internationa
Cambridge GCE Ordinary Level / O-Level – International
Diplôme du baccalauréat général (option internationale / baccalauréat français international) – France
International A-level
International Baccalaureate
International General Certificate of Secondary Education (IGCSE, 9–1) – International
International General Certificate of Secondary Education (IGCSE, A*–G) – International

Fill in the fields that appear accordingly. If you are required to list individual subjects, click 'Add subject,' fill in the fields that appear, and click the 'Add' button at the bottom to finalise the entry. You can enter ten subjects for each qualification.

Subjects

Subjects	Action
No Subjects have been added. Click on Add Subject below.	

Course title

Subject

Score

If you have not completed your qualification, select *No* in the 'Completed?' field. You may enter a predicted grade if you haven't yet completed your qualification.

Subject \*

Grade

A\* to U. This may be a predicted grade or an achieved grade.

Select

Completed?

No

If you have completed your qualification, select *Yes* in the 'Completed?' field and provide the grade/score you achieved the date you achieved your qualification in the field that appears. If exact dates are not available, you may give an estimate.



**Subject \***

**Grade**  
A\* to U. This may be a predicted grade or an achieved grade.

Select

**Completed?**

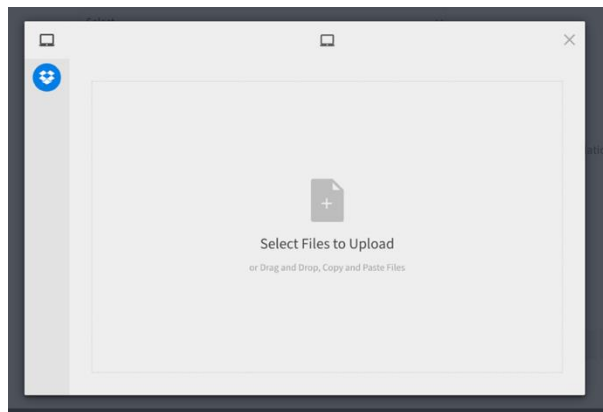
Yes

**Date awarded**

Enter the name of the school that you undertook / are undertaking this qualification at.

**What school did you undertake this qualification at? \***

You must also provide proof of your qualification. If you are yet to complete your qualification, upload a document of predicted grades or, if your school does not provide predicted grades, a letter from your school. To do this, click the 'Choose file' button. In the window that appears, click on the space marked 'Select Files to Upload' and select the proof of your qualification from your files. Once you have selected your file, it should automatically upload.



To add more than one qualification, answer Yes to 'Do you want to add another qualification?' and proceed as above.

## 7.4. Further education

In this section you can provide information on any degree you have completed, including a foundation course at a University.

### Further Education

**Have you previously started or completed a degree? \***

This includes foundation courses.

- Yes
- No

If selecting yes, further fields will appear for you to complete. Your institution name should be presented in English, or in another language written using the Roman alphabet, or a transliteration into the Roman alphabet.

#### Degree Information

Please provide details about your degree below.

**Institution name \***

**Institution country \***

Select your degree qualification (e.g. Bachelor of Arts or Master of Sciences) from the dropdown, and input the title of your degree:

**Degree qualification \***

- ✓ Select
- Bachelor of Arts (BA)
- Bachelor of Sciences (BSc)
- Bachelor of Accountancy (BAcc)**
- Bachelor of Architecture (BArch)
- Bachelor of Business Administration (BBA)
- Bachelor of Commerce (BComm)
- Bachelor of Computer Science (BCS)

**Degree subject \***

Indicate whether you have completed this degree by selecting *Yes* or *No* on the dropdown. Provide the start and end dates for your course. These dates may be estimates if you do not have exact dates available:

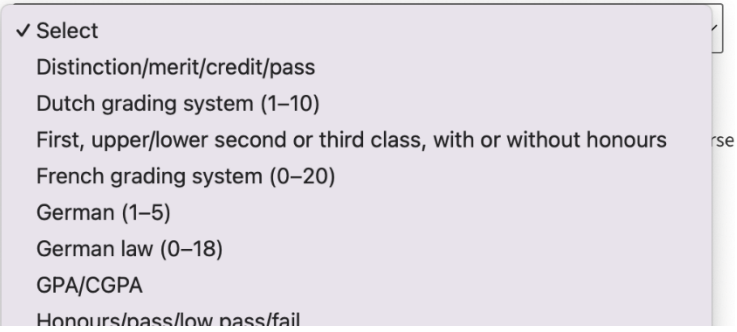
**Completed \***

**Start date \***

**End date \***

Specify the mark scheme used for your course. Select one of the options from the dropdown, or, if no mark scheme applies, select *Other* and specify in the text field that appears. Input your grade as required.

**Marking scheme \***



Upload your transcript from this university. This transcript must be uploaded as a PDF or JPG.

**Transcript \***

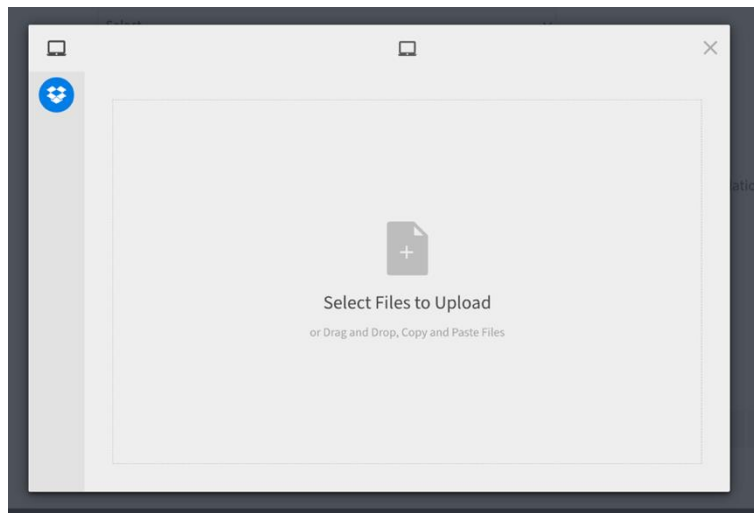
Please upload the transcript detailing information about this degree, including courses taken and grades achieved.

**Accepted file types:** pdf

File may not exceed 5 MB in size.

No file chosen

To do this, click the 'Choose file' button. In the window that appears, click on the space marked 'Select Files to Upload' and select the transcript from your files. Once you have selected your file, it should automatically upload.



## 8. References

As part of your application to the Ellison Scholars programme, you will need to provide three references: **two academic references** and **one character reference**. More information about the different types of references, as well as guidance you should follow when requesting references, can be found on the ‘References’ page of the application form.

**Academic references** must be provided by individuals who are familiar with your academic work, achievements, and abilities. They could be (this list is non-exhaustive):

- Teachers or professors at your school or university
- Your supervisors for internships or work-study programmes
- High school or college counsellors

**Character references** must be provided by individuals who know you well in a personal capacity and can speak to your integrity, values, and interpersonal skills. They could be (this list is non-exhaustive):

- Teachers or professors at your school or university
- High school or college counsellors
- Extracurricular activity leaders
- Previous employers, including from part-time work or internships
- Coaches or mentors

Please note that we can only accept references in English, so you must ensure that you nominate referees who have a high level of English language proficiency.

### 8.1. Request academic and character references

To request an academic reference, please provide your referee’s name and email address. Click the ‘Send Request Now’ button to send a request for reference. An email will be sent to the email address provided here.

Confirm with your referee that they have received the request and are able to fill in the form by the deadline of **Monday, 11 August 2025, 4pm (UK time)**.

Academic Referee #1 \*

(Not Sent)

Full Name

Email

Send Request Now

Academic Referee #2 \*

(Not Sent)

Full Name

Email

Send Request Now

Repeat these steps for your character reference.

### Character Referee

Your character referee will comment on your ability to meet the Ellison Scholars personal criteria (LINK) and provide additional context that might be useful when reviewing your application. This should be someone who has known you for a long period of time and can attest to the nature of your character, but not a family member or peer.

#### Character Referee \*

(Not Sent)

Full Name

Email

Send Request Now

To track the status of your reference, check the text above the fields you entered your referee's details into. This will read either 'Not Sent', 'Not Received', or 'Received'. You will also receive an email notifying you once a reference has been submitted.

## 8.2 Changing a reference

To change a reference after you have requested or received it, click the 'Change' button below the reference you would like to change and update your referee's details.

#### Academic Referee #1 \*

(Not Received)

Full Name

Scholars Team

Email

scholars.selection@eit.org

Change

Resend

You may need to delete a reference that has already been submitted. To request a reference again from the same referee, click the 'Delete reference' button:

#### Academic Referee 1 \*

(Received)

Full Name

Ellison Scholars

Email

scholars.selection@eit.org

Change

Delete Reference

When the page reloads, your referee's details will be saved, but you can now change them again. Either click the 'Send Request Now' button to request a reference from the same referee, or change the details and send a request to a new referee:

#### Academic Referee 1 \*

(Not Sent)

Full Name

Scholars Team

Email

scholars.selection@eit.org

Send Request Now

## 9. Alignment to EIT

As an aspiring undergraduate Ellison Scholar, your journey involves actively participating in programmes related to the **Institute's four humane endeavours**. This section is your opportunity to demonstrate how your skills and interests align with the EIT's Humane Endeavours and the problems the Institute seeks to solve, and to show us why you would make a strong undergraduate Ellison Scholar. This is also where you will provide information on your chosen University of Oxford course. Take your time exploring the **list of undergraduate courses** offered by the University of Oxford and make a decision that resonates with your academic goals and personal interests.

To navigate through this part of the application:

- You should consider the EIT humane endeavours and reflect on which one resonates with your vision, expertise, and the global issue you are passionate about addressing.
- You should identify a specific problem within your chosen Humane Endeavour and explain why it matters (to you and to humanity).
- You should choose your Oxford course and let us know how your selected course aligns with your long-term goals as an Ellison Scholar. We encourage you to reflect on the academic challenges you are excited to embrace and the knowledge you hope to gain during your time at Oxford.
- 
- You should explain to us why you would make a strong undergraduate Ellison Scholar, how you would approach the problem you outlined, and which of the EIT tools and disciplines your proposed solution draws from.

When choosing an Oxford course, make sure that:

- you meet the minimum entry qualification and grade requirements for your **chosen course** at the University of Oxford. *You can find the relevant information under 'Admissions requirements' section on individual course pages.*
- you meet the **English language requirements** for your course

### 9.1. Humane Endeavours

Check the box indicating you understand that the undergraduate Ellison Scholars Programme includes internships as a central part of the programme.

**The undergraduate Ellison Scholars Programme includes internships as a central part of the experience. Please confirm that you understand these internships will focus on the specific science and technology projects that EIT is working on. \***

I understand

Select your preferred area of humane endeavour(s). You can select more than one:

**Please select the Humane Endeavour(s) you are most interested in contributing to. You can select more than one option. \***

- Health & Medical Sciences
- Food Security & Sustainable Agriculture
- Climate Change & Clean Energy
- Government Innovation in the Era of AI

## 9.2 Written Response: Humane Endeavour Problem

In a maximum of 250 words, respond to the question ‘Describe a specific problem within your chosen Humane Endeavour(s) that you are passionate about solving.’ Here are some tips for you:

- Begin by expressing the motivations that drive you to address the problem you have described – what about this particular area resonates with you? Your response should reflect a genuine commitment to creating positive change. Connect your personal experiences or beliefs to the broader vision of making a positive impact.
- Explain how you have encountered or engaged with this problem—whether through direct experience, observation, or research.
- Show that you have explored the problem, and the ways in which you have explored it. Demonstrate your curiosity—your goal here is to show that your passion is backed by a willingness to dig deeper, ask questions, and seek understanding.

You may include bold or italicised text in your response. To expand the text box, click and drag the arrow in the bottom right corner.

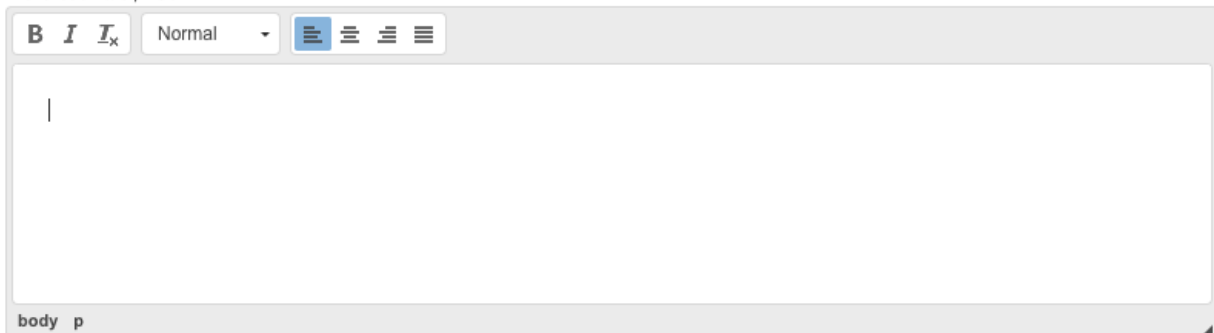
Do not exceed the 250-word limit or you will not be able to submit your application. Your word count is visible above the text field and updates as you type.

**Describe a specific problem within your chosen Humane Endeavour(s) that you are passionate about solving. \***

Define the problem and explain why this problem matters (both to humanity and specifically to you).

Please **refer to our website** for a high level understanding of EIT’s direction. In progress applicants will be notified if further detail is published during the application window.

Word count: 0 / 250



The image shows a screenshot of a text input field for an application. At the top, there is a rich text editor toolbar with buttons for bold (B), italic (I), and strikethrough (I<sub>x</sub>), a dropdown menu set to 'Normal', and four alignment icons (left, center, right, justified). Below the toolbar is a large, empty text area with a vertical cursor on the left. At the bottom left of the text area, the text 'body p' is visible. The bottom right corner of the text area has a small arrow pointing outwards, indicating it can be expanded.

## 9.3 Written response: humane endeavour problem solution

In a maximum of 250 words, respond to the question ‘Describe how you would solve the specific problem you have listed above.’ Here are some tips for you:

- Highlight how your own strengths—skills or experiences—can contribute to addressing the issue.
- Share how you hope to contribute to solving the issue. You do not need to present a full solution but offer insight into your approach and the impact you would like to have.
- 
- If you have already started exploring or working on this problem in any capacity—big or small—mention it.

**Describe how you would solve the specific problem you have listed above. \***

Define the approach you might take to address it, and any relevant skills, experiences, or interests you would bring into solving it.

Word count: 0 / 400



You may include bold or italicised text in your response. To expand the text box, click and drag the arrow in the bottom right corner.

Do not exceed the 250-word limit or you will not be able to submit your application. Your word count is visible above the text field and updates as you type.

## 9.4 EIT Tools

Select the disciplines or tools from the options that your proposed solution draws upon. You can select more than one, if relevant.

**Which of the following disciplines or tools does your proposed solution draw upon? You can select more than one option. \***

- AI & Data
- Economics & Policy
- Generative Biology
- Robotics
- Engineering
- Chemistry
- Physics
- Biology
- Computer Science
- Mathematics
- Medicine
- Law

## 10. Application to the university of Oxford

### 12.1. Disclaimer

If you are shortlisted to proceed with your application to the Undergraduate Ellison Scholars programme, you will be invited to apply to the University of Oxford.

### 12.2. Selecting your course

To select your preferred undergraduate course at the University of Oxford, begin typing the course title in the space provided, and select your course from the options that appear:



## Application to the University of Oxford

Please select the undergraduate course you wish to study at the University of Oxford. \*

Please carefully review [the list of undergraduate courses](#), including the course-specific admissions criteria, before making your choice.

To find your course, begin typing and select your course from the list (e.g. Maths).

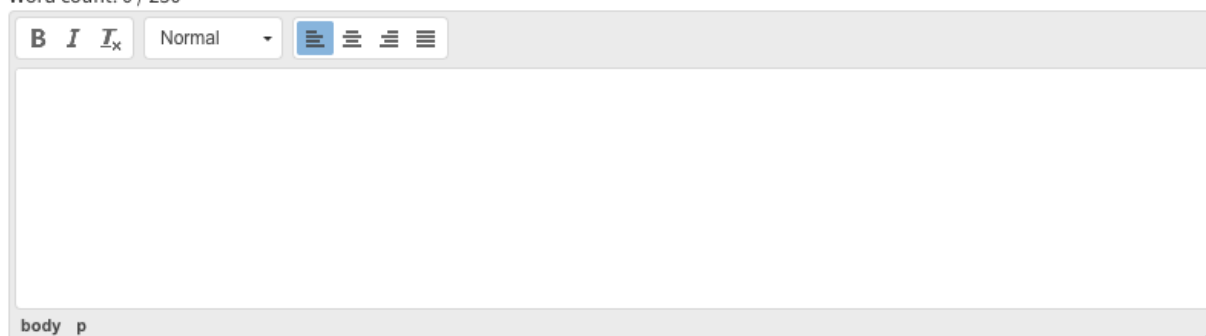
MEng Biomedical Engineering – H811

### 12.3. Explaining your course choice

Explain your course choice and how you envision it will fit together with the Undergraduate Ellison Scholars programme. Be specific about your motivation for choosing this course and provide examples of your past involvement with the subject. Explain how this course will bolster your work as an Undergraduate Ellison Scholar, whether through relevant skills, knowledge, access to networks or opportunities, or a direct link to a Humane Endeavour.

Please explain the reasoning behind your course selection and how you believe your studies at the University of Oxford relates to and will help you solve the EIT problem you have defined above. \*

Word count: 0 / 250

A screenshot of a text editor interface. At the top, there is a toolbar with icons for bold (B), italic (I), and strikethrough (I\_x), followed by a dropdown menu set to 'Normal'. To the right of the dropdown are four icons for text alignment: left, center, right, and justified. Below the toolbar is a large, empty text input area. At the bottom left of the text area, the text 'body p' is visible. The entire interface is enclosed in a light gray border.

You may include bold or italicised text in your response. To expand the text box, click and drag the arrow in the bottom right corner.

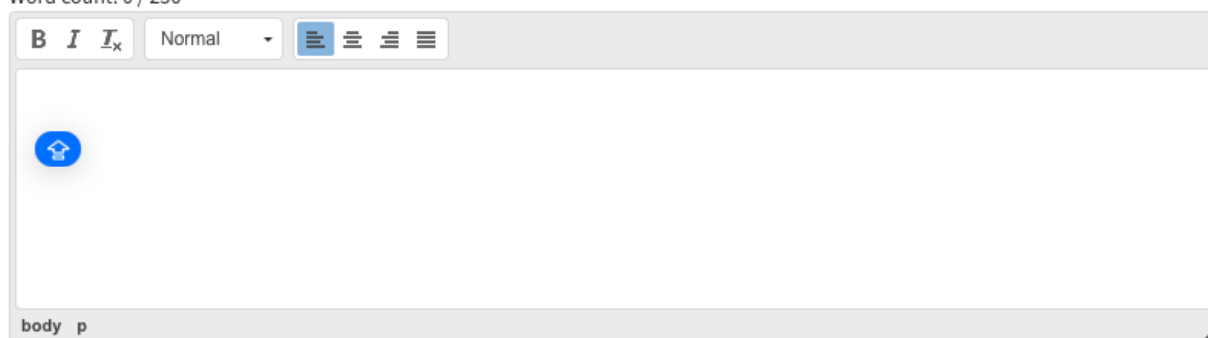
Do not exceed the 250-word limit or you will not be able to submit your application. Your word count is visible above the text field and updates as you type.

### 9.2. Tenacity

To respond to this question, recount a specific instance from your personal life, school, work, an extracurricular activity, or a personal project when you experienced failure or setbacks. Detail how you maintained your determination to see the project through and what creative strategies you employed to overcome obstacles and achieve success.

**Describe a time when you were part of an endeavour that faced failures or setbacks. How did you maintain your determination to see the project through, and what creative strategies did you employ to overcome obstacles and achieve success? \***

Word count: 0 / 250



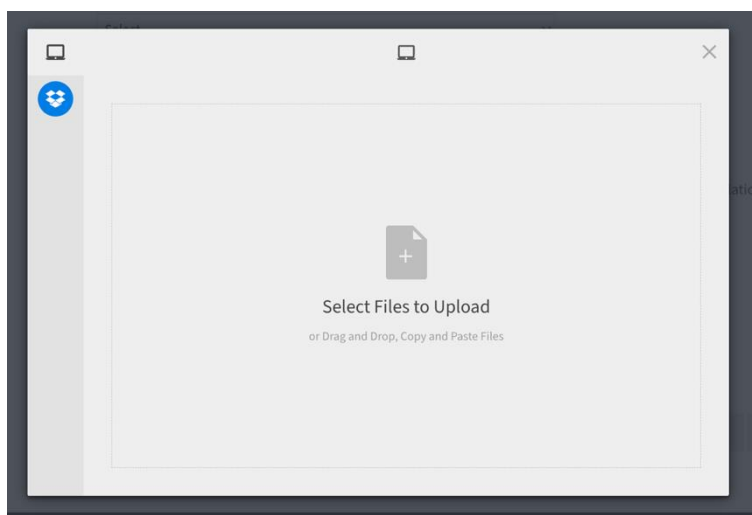
You may include bold or italicised text in your response. To expand the text box, click and drag the arrow in the bottom right corner.

Do not exceed the 250-word limit or you will not be able to submit your application. Your word count is visible above the text field and updates as you type.

### 9.3. Your Fit for the Ellison Scholars: Video submission

Submit a video no longer than 3 minutes introducing yourself and explaining why you believe you are a strong fit for the undergraduate Ellison Scholars programme.

To upload your video, click on the 'Choose file' button. In the window that appears, click on the space marked 'Select Files to Upload' and select your video from your files. Once you have selected your file, it should automatically upload.



Please note that files must not exceed 500MB and must be in the formats mp4, avi, or mpeg4.

If you have any difficulties producing your video or uploading it, please contact us at [scholars@eit.org](mailto:scholars@eit.org)

## 10. Portfolio

In this section, you are asked to submit a portfolio demonstrating how well you meet the **selection criteria** for the undergraduate Ellison Scholars programme. Your portfolio can include up to ten entries, although you are not required to submit the maximum number.

Select the most relevant experiences to showcase, emphasising diverse skill sets within your portfolio with the most impactful entries appearing at the top. Your entries should encompass competition participation, awards, research projects and papers, app creations, patent applications, internships, advocacy or campaigning efforts, charitable and volunteering activities and similar.

### 10.1. Adding an entry

To begin adding an entry, click on the 'Add a Piece of Evidence' button below the table:

List of evidence \*

Pieces of Evidence	Action
No Pieces of Evidence have been added. Click on Add Piece of Evidence below.	

Add Piece of Evidence

For each entry, begin by selecting your portfolio entry type from the dropdown menu:

Portfolio entry type \*

- ✓ Select
- App, Startup, & Organisation Creation/Founding
- Awards
- Camps
- Conferences
- Competitions, Fair Exhibits, & Olympiads
- Internships, Fellowships, & Programmes
- Patents
- Publications
- Research
- Scholarships
- Other

If your entry type does not fit any of these options, select 'Other' and enter a few words describing the entry in the first space provided, and then an outline of the activity or achievement in the box that follows.

Please specify the type of entry in a few words. \*

Please outline the activity or achievement. \*

### 10.1.1 Questions unique to your portfolio type

After selecting your portfolio type, a set of questions specific to your chosen entry will appear.

#### App, startup, and organisation founding/creation

Enter the name of your app, startup, or organisation.

App/startup/organisation name \*

Select whether you are entering the details of an app, startup, or organisation from the drop-down menu.

Please select your specific entry type. \*

✓ Select  
App creation  
Startup founding  
Organisation founding

Indicate whether you were the sole creator/founder or co-creator/founder of the app, startup, or organisation.

Please indicate your creator status in relation to the app/startup/organisation. \*

✓ Select  
Sole creator/founder  
Co-creator/founder

If *co-creator/founder*, enter the number of co-creators/founders involved in the creation or founding of the app, startup, or organisation. Next summarise your specific role in the creation/founding of the app, startup, or organisation.

How many co-creators/founders are involved with the creation/founding of this app/startup/organisation? \*

Please summarise your role in the creation/founding of this app/startup/organisation. \*

If applicable, please provide a link to the app, startup, or organisation's website. This field may be left blank if no website is available

Please provide a link to the app/startup/organisation website.

Please include https:// before the link.

Select the option that best describes the current stage of your app, startup, or organization.

How would you describe the current stage of your app/startup/organisation? \*

✓ Select  
Pre-seed stage  
Seed stage  
Early stage  
Growth stage  
Expansion stage  
Exit stage

Enter the date your app, startup, or organisation was founded.

When was your app/startup/organisation founded? \*

Use the text box to respond to the question 'Please outline the issue your app/startup/organisation seeks to address and explain how it aims to address this issue.'

Please outline the issue your app/startup/organisation seeks to address and explain how it aims to address this issue. \*

Select from the drop-down menu the option that best aligns with how successful your app, startup, or organisation has been in addressing the issue outlined above.

Has your app/startup/organisation been successful in addressing this issue? \*

✓ Select  
Yes  
No  
Yet to be determined

If Yes, outline how success has been measured in the space that appears.

How has success been measured? \*

If No outline why you think success was not achieved and what you have learnt from the experience in the space that appears.

Please indicate why you think success was not achieved and what you have learnt from the experience. \*

If Yet to be determined, outline how success will be measured.

How will success be measured? \*

## Awards

Enter the award name.

Award name \*

Enter a link to the award website, if available. You can leave this blank if there is no website associated with award.

**Please provide a link to the award website if applicable.**

Please include <https://> before the link.

In a few words, explain what subject/activity the award was granted to you for. You will be given the opportunity to elaborate further in the next field.

For what subject was the award received? \*

In this space, you can elaborate further on the award. Information might include the grades, or details of the project or research you were granted this award for. This is your opportunity to showcase the prestige of your award.

Please provide any further information regarding the award. This may include information on the grades, project, research the award was received for. \*

## Camps

Enter the name of the camp you attended.

Name of camp \*

Enter a link to the camp's website.

**Please provide a link to the camp's website. \***

Please include https:// before the link.

Select the option from the drop-down that best describes the nature of the application process for the camp.

**Please select the option that best describes the nature of the application process for this camp.**

- ✓ Select
- Open applications
- By invitation only
- Achievement-based
- Fee-based entry
- Other

If *Other* please specify in the space that appears.

Indicate the number of people who attended the camp alongside you. If unsure, you can use the provided space to mention this.

**Please indicate the number of attendees. \***

If you are unsure, please indicate that here.

Indicate the length of time the camp lasted for here.

**Please indicate the duration of the camp. \***

Use this space to detail the seminars, workshops, or classes undertaken during the camp.

**Please provide a summary of the seminars/workshops/classes undertaken. \***

## Conferences

Enter the conference name.

**Name of conference \***

Enter a link to the conference website.

**Please provide a link to the conference website \***

Please include https:// before the link.

Select the option that describes the capacity in which you attended the conference.

**Please specify the capacity in which you attended the conference \***

- ✓ Select
- Attendee
- Presented a paper/abstract/poster
- Speaker
- Other

If *Presented a paper/abstract/poster* select which you presented.

**Please indicate which of the below you presented. \***

- ✓ Select
- Paper
- Abstract
- Poster

Indicate whether you were a sole or co-presenter.

**Please select your presenter role \***

- ✓ Select
- Sole presenter
- Co-presenter

If *Sole presenter*, use the space that appears to summarise the research paper, abstract, or poster presented.

**Please summarise the research paper/abstract/poster presented \***

If 'Co-presenter,' respond to the questions in the spaces that appear starting with summarising the research paper, abstract, or poster presented. Next, outline your role in the presentation at the conference. In the space that follows, outline your contributions to the research and development of the paper, abstract, or poster that you presented.



Please summarise the research paper/abstract/poster presented. \*

Please outline your role in the presentation of the paper/abstract/poster. \*

Please outline your contributions to the research and development of the paper/abstract/poster \*

If you attended the conference as a speaker, use the space that appears to provide information such as the title of your talk, a summary of the related research, whether you worked collaboratively, and, if you worked collaboratively, what your role in the team was.

Please provide any further information, e.g., the title of your talk, a summary of related research, or your role if you worked collaboratively. \*

If you selected *Other* to the question asking in what capacity you attended the conference, use the space provided to specify the capacity in which you attended the conference. Use the field that follows to give any further information such as a summary of related research, whether you worked collaboratively, and if so, what your role in the team was.

Please specify the capacity in which you attended the conference. \*

Please provide any further information, e.g., a summary of related research or your role if you worked collaboratively. \*

## Competitions, fair exhibits, and olympiads

Enter the name of the competition, fair, or olympiad.

Name of competition/fair/exhibit \*

Select whether you are entering the details of a competition, fair, or olympiad.

Please select your specific entry type.

- ✓ Select
- Competition
- Fair Exhibit
- Olympiad

Enter a link to the website for the competition, fair, or olympiad.

Please provide a link to the competition/fair/olympiad's website. \*

Please include https:// before the link.

Select the placement you received. If placement is not relevant to your entry, please select *Placement not applicable*.

Please select the placement you received. \*

If not relevant, please select 'Placement not applicable.'

- ✓ Select
- Grand Prize
- Gold/1st
- Silver/2nd
- Bronze/3rd
- Top 5 placement
- Top 10 placement
- Best team award
- Certificate of Merit
- Special recognition
- Honorable mention
- Award of Participation
- Placement Not Applicable
- Other

If *Grand Prize*, please provide further information in the space provided. Information to include here might be, the specific terminology used by the competition, fair, or olympiad, and details of the accolades that come with the placement.

Please provide more information about this placement. \*

Examples of more information might include the placement terminology used by the specific Competition, Fair, or Olympiad; and the details of the accolades.

If *Top 5 Placement* or *Top 10 Placement*, indicate the precise placement in the space provided.

Please specify your placement. \*

If *Other*, provide more information in the space provided.

Please specify your placement. \*

Please indicate whether you took part in the competition, fair, or olympiad individually, or as part of a team.

Please indicate the capacity in which you took part in the competition/fair/olympiad. \*

▼ Select  
Individual  
Team

If *Team* specify the number of team members in the space provided. Next, summarise your role in the team in the space that follows.

How many team members did you work alongside? \*

Please summarise your role within the team. \*

If entering the details of a fair exhibit, use the space provided to provide a summary of your exhibit. Leave this space blank if you are entering the details for a competition or olympiad.

If taking part in a fair, please provide a summary of your exhibit.

Enter the name of the category or field you competed or exhibited in.

Please indicate the name of the category you competed/exhibited in. \*

Use the space provided to enter the number of participants you competed against. If unsure, indicate this here.

Please indicate the number of participants you competed against in your category. \*


## Internships, fellowships, and programmes

Enter the name of your internship, fellowship, or programme.

Name of internship/fellowship/programme \*

Select from the drop-down menu whether you are entering the details of an internship, fellowship, or programme.

Please select your specific entry type. \*



Enter the name of the institution or organisation your internship, fellowship, or programme was undertaken with.

Name of institution/company/organisation your internship, fellowship, or programme was undertaken with. \*


Provide a link to the internship, fellowship, or programme website.

Please provide a link to the internship/fellowship/programme website. \*

Please include https:// before the link.

Select from the drop-down menu the option that best describes your internship, fellowship, or programme type. If *Other*, specify in the space that appears.

Please select the internship/fellowship/programme type. \*



Enter the duration of time your internship, fellowship, or programme ran for.

**Please specify the duration of the internship, fellowship, or programme? \***

This is the period of time the internship, fellowship, or programme lasted for.

Provide a summary of the work, research, or project you undertook during your time on the internship, fellowship, or programme. If you undertook classes and workshops, you can also detail those here.

**Please provide a summary of the work, research, or project you conducted during your internship, fellowship, or programme. \***  
If applicable, also include details of any classes or workshops you attended.

Use the space provided to indicate the number of places offered annually for this internship, fellowship, or programme. If unsure, indicate this here.

**Please specify how many places are offered annually for this internship, fellowship, or programme. \***

## Patents

Enter your patent title.

**Title of patent \***

Select from the drop-down menu the application status that best describes your patent. If *Other* specify in the space that appears.

**Please select the application status of your patent. \***

✓ Select

Filed: The application has been submitted, but no examination has occurred yet.

Pending: The application is under examination and is awaiting a decision.

Under Examination: The patent office is reviewing the application.

Published: The application has been made public, but a final decision has not been reached.

Allowed: The patent office has indicated that the application will be granted once any final formalities are completed.

Granted

Other

Use the space provided to detail the issue your patent seeks to address. Explain how your patent aims to address this issue.

**Please outline the issue your patent seeks to address and explain how it aims to address this issue. \***

Indicate whether you worked on this patent individually or as part of a team.

Please indicate the capacity in which this patent was developed. \*

✓ Select  
Individual  
Team

Examples of when this field is applicable include:

If *Team*, use the spaces that appear to indicate how many team members you worked alongside, and detail what your role within the team was.

How many team members did you work alongside? \*

Please summarise your role within the team. \*

## Publications

Enter the title of your paper.

Title of paper \*

Select the type of publication you submitted your paper to. If *Other*, specify in the space that appears.

Please select the type of publication to which you have submitted your paper, is currently considering your paper, or has already published it. \*

✓ Select  
Peer reviewed journal/website  
Non-peer reviewed journal/website  
Conference  
Other

considering your paper, or has already published it.

Enter the name of the publication you have submitted your paper to.

Name of the publication to which you have submitted your paper, is currently considering your paper, or has already published it. \*

Enter a link to the website of the publication you submitted your paper to.

Please provide a link to the journal/website your paper has been submitted to. \*

Please include https:// before the link.

Select the option that best reflects the current status of your paper submission.

Please select the application status of your publication. \*

✓ Select  
Accepted - published  
Accepted - awaiting publication  
Under review  
Revise and resubmit  
Submitted - awaiting decision  
Yet to be submitted

Select whether your paper was sole or co-authored.

Please select the authorship status of the paper. \*

✓ Select  
Sole-authored  
Co-authored

If *Co-authored* enter how many co-authors you worked alongside in the space provided. Next, summarise your role in the writing of the paper, then provide a list of your co-authors in the spaces provided.

How many co-authors did you work alongside? \*

Please summarise your role in writing this paper. \*

Please provide a list of your co-authors. \*

Provide an abstract for your paper in the space provided.

Please provide an abstract for your paper. \*

## Research

Enter the title of your research.

Title of research \*

Select the capacity that best describes how you undertook the research. If *Other*, specify in the space provided.

Please select the capacity in which the research was undertaken. \*

- ✓ Select
- Personal/independently
- As a school component
- As an internship/programme component
- Other

If you select *As a school component* or *As an internship/programme component* you will be asked to specify the school or the internship/programme in the space that appears.

Provide a summary of your research in the space provided.

Please provide a summary of your research. \*

## Scholarships

Enter the scholarship name.

Scholarship name \*

Provide a link to the scholarship website.

Please provide the scholarship website link. \*

Please include <https://> before the link.

Enter the length of time you were granted the scholarship for.

What was the duration of the scholarship? \*

This is the period of time covered by the scholarship.

Indicate your placement for the scholarship.

Please select your placement for the scholarship.

- ✓ Select
- Recipient/scholar
- Finalist
- Semi-finalist



If *Recipient/scholar*, use the space provided to summarise the achievements/attributes that lead to the awarding of the scholarship.

Please summarise the achievements/attributes you were awarded this scholarship for. \*

Enter the number of scholarships awarded in this category. If unsure, indicate this here.

Please indicate the number of scholarships awarded in this category. \*

### 10.1.2 Questions common to all portfolio types

Once you have completed the fields specific to your chosen portfolio type, you will be asked a set of questions common to all portfolio types.

If applicable, select the option that best describes the level of your portfolio entry (e.g. School, regional, national, international). Some examples for how to answer this question are:

- If you are entering a competition, fair, or olympiad, at what level did you compete?
- If you are entering details of an award, scholarship, internship, or programme, what was the scale of the competition? Was the applicant / contender pool international, national, or at your school level?
- If entering information about a conference, was this a conference run at a local (school / regional level) or international?

If applicable, please describe the level of your entry (e.g. school, regional, national, international). \*

Examples of when this field is applicable include:

- The level at which you competed in a competition, fair, or olympiad.
- The scale of the pool of competitors for an award, scholarship, internship, or programme.
- The scale of a conference or camp.

Please select 'Not applicable' if this field does not apply to your entry.

The above question may not be relevant to your entry - an example of this might be if you are entering information about some personal research you have conducted. Use your judgement, and if this is the case, please select *Not applicable*.

If selecting State/Country, School/Local District, Other Institution/Organisation, you will be asked to specify in the box that appears.

Please specify country and state/country. \*

Indicate if you have received funding or a prize for this entry.

Did you receive funding and/or a prize for your award of, or participation in this entry? \*

- Yes
- No

If Yes you will be asked to enter where you received the funding/prize from, and what the value was in British pounds sterling (£, GBP). We recommend using Google's currency exchange calculator to convert your national currency into pounds sterling.

Please note that the value is not a mandatory field. You can leave this blank if the information is sensitive.

Please specify the name of the organisation/institution/business you received the funding/prize from. \*

Please specify the value of the funding/prize in pounds sterling (GBP).

Explain what knowledge or skills you developed, demonstrated, or applied while working on or participating in the activity you are entering. If you are entering information about a competition, fair, or olympiad, use this space to detail the areas that were tested and what your performance reflects about your strengths.

What knowledge or skills did you develop, demonstrate, or apply through this portfolio entry? \*

Please summarise the key knowledge and skills you gained or applied while working on or participating in this activity. If you are describing an award, competition, fair exhibit, or Olympiad, focus on the areas that were tested and what your performance reflects about your strengths.

Select the total length of time you dedicated to this entry from the drop-down menu. If you are entering details of a competition, fair, or olympiad, please take into account preparation time as well as the participation time.

What total length of time did you dedicate to this entry? \*

If you are entering the details of a competition, fair exhibit, or olympiad, please take into account the time spent preparing for, as well as participating. If you are entering the details of a scholarship, internship, fellowship, or programme, please use this space to indicate the amount of time you spent applying and preparing.

▼ Select

- 0 - 1 week
- 1 - 4 weeks
- 1 - 3 months
- 3 - 6 months
- 6 - 12 months
- 12 months +

to this activity. \*

Indicate the average number of hours you committed to this activity per week or month. This is the number of hours you spent preparing for and participating in the activity per week, if you selected 0 - 1 week or 1 - 4 weeks in the question above, or per month, if you selected an answer in months.

Please indicate the average number of hours per week/month you committed to this activity. \*

Select the Humane Endeavour your entry best aligns with. If the Humane Endeavours are not relevant to your entry, please select N/A.

Please select the Humane Endeavour your entry best aligns with. \*

If the Humane Endeavours are not applicable to your entry, please select N/A.

- ✓ Select
- Health & Medical Science
- Food Security & Sustainable Agriculture
- Climate Change & Clean Energy
- Government Innovation in the Era of AI
- N/A

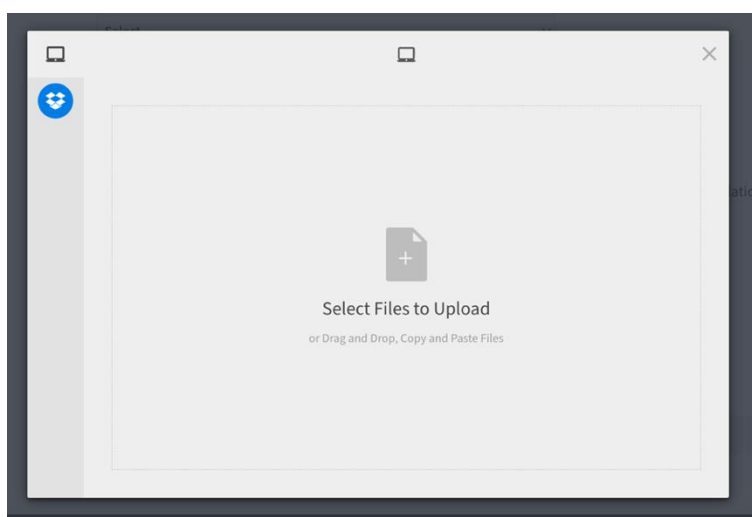
Cancel   Add

You may add up to two pieces of evidence for each entry, either as URLs or as file uploads. Select which of the options applies to you and use the space provided to input the URL or upload the file.

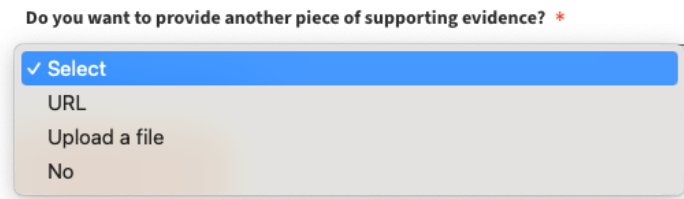
Please provide supporting evidence. \*

- ✓ Select
- URL
- Upload a file
- None

To upload a file, click the 'File upload' button. In the window that appears, click on the space marked 'Select Files to Upload' and select your file. Once you have selected your file, it should automatically upload.



If you would like to upload a second piece of evidence, select from the drop-down menu. If you have supplied all the evidence you'd like to include for this entry, select *No*.



To add an entry, click on the 'Add' button at the bottom of the page. Please note that while you are in the process of adding an entry, you cannot navigate away from this page. You should either 'Add' and 'Cancel' your entry to proceed.



Repeat this process for as many entries as you would like to add, with a maximum of ten.

## 11. Diversity and inclusion

The Ellison Scholars programme is dedicated to fostering an inclusive and diverse community. The 'Diversity and Inclusion' section allows us to track and monitor our efforts in creating a vibrant cohort that represents a rich mix of backgrounds and experiences.

As such, we do ask that you respond to all the questions in this section, although you may opt out of answering any question by selecting 'Prefer not to answer.' You should always prioritise your own safety; do not answer questions if they would put you at risk in any way.

Please note that the information you provide in this section will not be shared with your application reviewers.

### 11.1. Completing this section: diversity and inclusion

Indicate whether you are in the first generation of your immediate family to go to university. Note that if your parents did not go to university, you are among the first generation, even if your grandparents or aunts and uncles, for example, did go to university.

Indicate the highest level of education attained by your parents by selecting one of the options from the dropdown. If selecting the *Other* option, specify in the text field that appears.

If any of your schools charged fees, indicate how these were covered by selecting one of the options from the dropdown. If the *Other* option is selected, you will be asked to specify in the text field that appears.

**Will you be the first generation of your immediate family to go to university? \***  
This includes parents and legal guardians, but does not include siblings.

Yes  
 No  
 Prefer not to answer

**What is the highest level of education attained by your parents or guardians? \***

High school or secondary

**If you were required to pay fees at any point during your schooling, how were these covered? \***

Mainly covered by a merit-based scholarship

Estimate your financial income in pounds sterling (£, GBP). You may need to ask a parent or guardian to help answer this question. We recommend using Google’s currency exchange calculator to convert your national currency into pounds sterling.

To answer this question, select the appropriate income bracket from the dropdown:

**What is your typical annual household income? \***

The income brackets are given in pounds sterling (GBP). If you are unsure which bracket your household falls into, please ask a parent or guardian for help.

▼ Select

No income–£5,000

£5,000–£10,000

£10,000–£20,000

£20,000–£40,000

£40,000–£60,000

£60,000–£80,000

£80,000–£100,000

£100,000–£200,000

£200,000–£400,000

Over £400,000

Prefer not to answer

Select

ive in certain contexts, they are considered appropriate in

Select the racial identity, religious background and disability category that best represent you.

**How would you describe your ethnicity or race? \***

Please select all that apply.

- Arab
- Asian – Central Asian
- Asian – East Asian
- Asian – North Asian
- Asian – South Asian
- Asian – Southeast Asian
- Asian – West Asian
- Asian - Other Background
- Black – African
- Black – Caribbean
- Black – Other background
- Gypsy, Roma, Traveller
- Hispanic or Latino
- Indigenous or Aboriginal Peoples – Oceania
- Indigenous or Aboriginal Peoples – Americas
- Pacific Peoples
- White
- Other ethnic background
- Prefer not to answer

**How would you describe your religious background? \***

Select ▼

**Do you identify with any disabilities or health conditions listed here? \***

Select ▼

**Do you have official refugee status in your country of residence or are you currently seeking asylum? \***

Select ▼

## 11.2. Completing this section: further information

Indicate if you plan to apply to other institutions/universities.

Will you be applying to other institutions/universities? \*

- Yes  
 No

If Yes, enter the institution/university names and countries in the space provided.

Please specify institution names and countries. \*

Word count: 0 / 250

Provide any additional information which may help us to better contextualise your application. Your response should not exceed 100 words, or you will not be able to submit your application. **Please note that this question is optional.**

Are there specific personal details or circumstances important for us to consider in your application review?

Word count: 0 / 100

## 12. Declaration

In this section, we ask you to provide final confirmation that you have read and understood the Ellison Scholars Privacy Policy statement and Application Rules.

Read each statement and confirm that you agree by clicking the checkboxes beside them:

As set out in the **Ellison Scholars Application Rules**:

I confirm that this application follows all Ellison Scholars Application Rules, with all work my own and all information genuine, accurate, truthful and appropriate. \*

I confirm

As set out in the **Ellison Scholars Privacy Policy**:

I confirm that I have given permission for the Ellison Scholars programme team to contact any schools, universities, organisations or individuals listed in my application to verify the information provided. \*

I confirm

I confirm that I have given permission for any schools, universities, organisations or individuals to share any relevant requested information with the Ellison Scholars programme team, including school records and references. \*

I confirm

I confirm that, if selected to proceed to apply to the University of Oxford as an Ellison Scholars semi-finalist, I have given permission for the Ellison Scholars programme team and the University of Oxford to share information about both applications and outcomes. \*

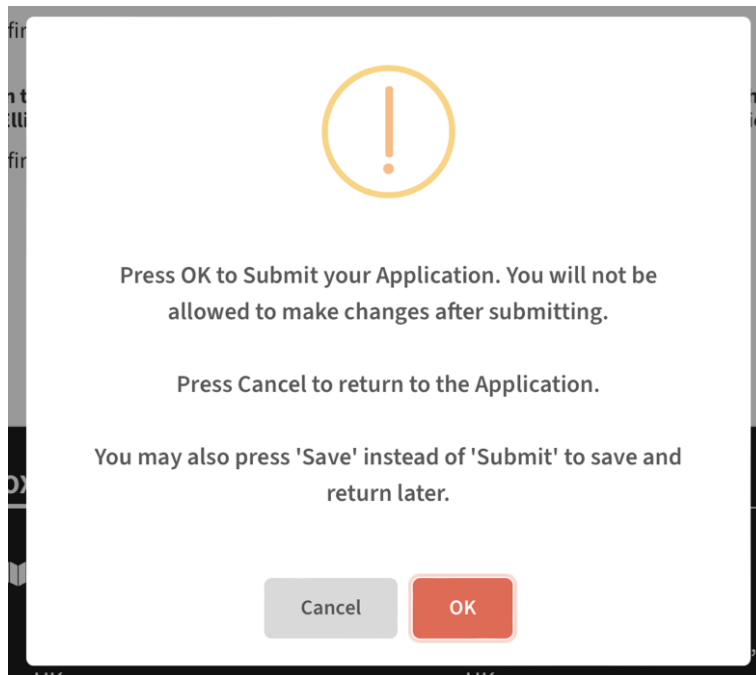
I confirm

## 13. Submitting your application

To submit your application, press the 'Submit' button at the bottom of the final page.



Click the 'OK' button in the pop-up that appears.



You will receive a confirmation email with information about next steps, including timelines.

## 14. Contact

If you have any questions or need support with your application, please contact the Ellison Scholars team at [scholars@eit.org](mailto:scholars@eit.org).