



Undergraduate Ellison Scholars

Application Guide

EIT Oxford

Table of Contents

1. Introduction
2. What you need to complete your application
3. Home page
4. Create an account
5. Eligibility
 - a. Policies
 - b. Date of Birth
 - c. Studies at Oxford begun / offer holders
 - d. Parental/guardian consent
 - e. Entry requirements
 - f. English language proficiency requirements
 - g. How did you hear about us?
6. Personal details
 - a. Name and gender
 - b. Contact details
 - c. Nationality information and language
 - d. Identifying documentation
7. Education
 - a. Current/most recent school
 - b. Qualification and grades
 - c. Further education
8. References
 - a. Request academic and character references
 - b. Changing a reference
9. Alignment to EIT
 - a. Humane Endeavours and Research Areas
 - b. Written response: Research Area Problem
 - c. Written response: Research Area Problem Solution

10. Application to the University of Oxford

- a. Disclaimer
- b. Selecting your course
- c. Explaining your course choice
- d. Tenacity
- e. Your fit for the Ellison Scholars: Video submission

11. Portfolio

- a. Adding an entry
- b. Questions unique to your portfolio type
 - i. App, startup, and organisation founding/creation
 - ii. Awards
 - iii. Camps
 - iv. Conferences
 - v. Competitions, fair exhibits, and olympiads
 - vi. Internships, fellowships and programmes
 - vii. Patents
 - viii. Publications
 - ix. Research
 - x. Scholarships
- c. Questions common to all portfolio types

1. Diversity and inclusion

- a. Completing this section: diversity and inclusion
- b. Completing this section: further information

2. Declaration

3. Submitting your application

4. Contact

1. Introduction

Before applying for the Ellison Scholars programme, you must:

1. check that you meet the [eligibility and selection criteria](#) for the programme.
2. choose [a course](#) you would like to study at the University of Oxford.
3. check that you have met or are on track to meet the minimum entry qualification and grade requirements for your chosen course at the University of Oxford. *You can find the relevant information under 'Admissions requirements' section on individual course pages.*
4. check that you have met or are on track to meet the [English language requirements](#) for your course
5. reflect on which of [EIT's Humane Endeavour and research areas](#) best align with your passion, expertise and motivation.
6. read the EIT Education & Scholarships [Application Rules](#) and [Privacy Policy](#).
7. be ready to provide evidence of your alignment, such as competition awards, honours and recognitions of your outstanding academic abilities and technology skills.

You must submit your application by **Friday 31 July 2026 4pm (in your local time)**.

References must be submitted by **Monday, 10 August 2026 4pm (UK time)**.

If you have any questions or problems completing your application which are not resolved after consulting this guide, contact us at scholars@eit.org. See the [Resources page](#) of application form for more useful resources.

2. What you need to complete your application

1. A valid passport or another form of identification, such as an ID card or a birth certificate.
2. If available, an English translation of your identification document.
3. If available, proof of English proficiency [as recognised by the University of Oxford](#).
4. If available, proof of your school-leaving qualifications such as achieved or predicted grades. If these are not available, please supply a letter from your school.
5. If you have previously started a degree, proof of your enrolment or your university transcript.
6. [A three-minute video submission](#) introducing yourself and explaining why you believe you are a strong fit for the Undergraduate Ellison Scholars programme.
7. [Three references](#): two academic references and one character reference. One academic reference must be from a teacher at your current or most recent school.
8. [A portfolio of up to ten entries](#) demonstrating how well you meet the selection criteria for the Undergraduate Ellison Scholars programme.

3. Home page

The home page contains key information about the application process and provides access to this guide and an application timeline. Read this information carefully, as well as the information on any linked pages or materials to familiarise yourself with the application process.



Undergraduate Ellison Scholars Programme Application Portal

Applications for the 2027 Undergraduate Ellison Scholars programme are now open!

Please click the button below to start your application

Applications will close **Friday, 31 July 2026, 4pm** (your local time)

References must be submitted by **Monday, 10 August 2026, 4pm** (UK time)

We encourage all prospective applicants to attend both **an information session**
and an **applicant Q&A session**.

If you have any questions about your application, please get in touch with us at scholars@eit.org.

START APPLICATION

4. Create an account

To set up your account, click the 'Start Application' button on the landing page.

Fill in your details under 'Create a New Account' and click on the 'Register' button. The first and last names provided here should match any identifying documentation you provide us with. Your preferred name may not match your official first name but will allow us to consistently refer to you in all communications by the name you are most comfortable with. You can save and return to your application any time, using your email address and password.

The screenshot shows a web form titled "Login or Create an Account" for "Ellison Scholars – Undergraduate Applications". It is divided into two main sections: "Login" and "Create a New Account".

Login Section:

- Field: "Email Address" (required, marked with a red asterisk).
- Field: "Password" (required, marked with a red asterisk).
- Checkbox: "remember me".
- Link: "lost password?".
- Button: "Login".

Create a New Account Section:

- Text: "Your password must be eight characters long and include at least one number and one symbol."
- Field: "Email address" (required, marked with a red asterisk).
- Field: "Title" (dropdown menu).
- Field: "First name" (required, marked with a red asterisk). Text below: "Your first and last name(s) should match any legal documentation."
- Field: "Last name" (required, marked with a red asterisk).
- Field: "Preferred first name" (required, marked with a red asterisk). Text below: "We will use this name in any communication you receive from us. It may be the same as above."
- Field: "Gender" (dropdown menu).
- Field: "What is your country of residence" (dropdown menu).
- Field: "Nationality" (dropdown menu).
- Section: "How did you hear about us?". Text below: "Select one of the options from the dropdown to identify how you found out about the Ellison Scholars programme." and "If you heard about us at an event, please choose 'organisation' from the dropdown.".
- Field: "Create a Password" (required, marked with a red asterisk).
- Field: "Retype Password" (required, marked with a red asterisk).
- Buttons: "Back" and "Register".

Once logged in, your application will be created, and the form will open automatically. You must fill in the eligibility section first and click 'save and next' to move to the next page.

If you hold an offer of deferred entry to begin in 2027, we will require evidence from the University of Oxford confirming your deferred entry.

Have you already started your studies at the University of Oxford / do you hold an offer to begin your studies in 2026? *

- Yes
 No

Please confirm understanding that this application is for students starting their studies at Oxford University in October 2027 only. *

If you already hold an offer, we will require proof that the University of Oxford have approved deferral of your entry and that you will begin your studies in October 2027 in order to consider your application. Please email us at scholars@eit.org to confirm.

I understand

5d. Parental / guardian consent

Click to confirm that you are at least eighteen years of age, or you have the permission of your parent(s) or guardian(s) to apply to the programme.

Parental/Guardian Consent

I am at least eighteen years of age, or I have the permission of my parent(s) or guardian(s) to apply to the programme. *

I agree

5e. Entry requirements

You must confirm that you have already achieved or are on track to meet the qualifications and grades accepted by the University of Oxford for undergraduate admissions:

Are you on track to receive, or have you already received a secondary education/high school leaving qualification, diploma or certificate accepted by the University of Oxford? *

- Yes
 No

If *No*, you will be prevented from continuing with your application as you do not meet [the eligibility requirements](#) for the Undergraduate Ellison Scholars Programme.

If *Yes*, you must indicate the secondary education / high school leaving qualification you have achieved or are on track to achieve. Begin by typing the name of the country your qualification is from and select the relevant option from the dropdown. The Qualification box that follows will then pre-fill.

Please provide the name of the qualification you have already received or are on track to receive. *

*Search by typing the name of the **country** your qualification is from then select the relevant qualification from the list. If you cannot see your qualification, please contact us at scholars@eit.org.*

Please note: this section is for qualifications obtained prior to any university degrees you may have started. You will have the opportunity to enter any degree information in the Education section.

If your qualification does not appear, please contact us at scholars@eit.org.

Please provide the name of the qualification you have already received or are on track to receive. *

Search by typing the name of the **country** your qualification is from then select the relevant qualification from the list. If you cannot see your qualification, please contact us at scholars@eit.org.

UK

- United Kingdom | Advanced Highers
- UK / United Kingdom | Advanced Placement (AP) Examination
- UK / United Kingdom | Advanced Placement (AP) Examination plus ACT
- UK / United Kingdom | Advanced Placement (AP) Examination plus SAT
- UK / United Kingdom | European Baccalaureate
- UK / United Kingdom | GCE Advanced Level (A-Level)
- UK / United Kingdom | Highers
- UK / United Kingdom | International A-level
- UK / United Kingdom | International Baccalaureate
- UK / United Kingdom | National 4
- UK / United Kingdom | National 5
- UK / United Kingdom | Welsh Foundation Baccalaureate
- UK / United Kingdom | Welsh National Baccalaureate
- Ukraine | Advanced Placement (AP) Examination

5f. English language proficiency requirements

In this section, you must confirm that you have already met or are on track to meet the English language proficiency requirements for your chosen course at the University of Oxford.

Do you meet, or are you on track to meet, the University's English language requirements for your chosen undergraduate course? *

- Yes
 No

If *No*, you will be prevented from continuing with your application as you do not meet [the eligibility requirements](#) for the Undergraduate Ellison Scholars programme.

If *Yes*, select how you meet the University's English Language Requirement from the dropdown.

Please select how you meet the University's English language requirement. *

- My first language is English and I have always been a resident and citizen of a majority English-speaking country recognised by UK Visas and Immigration.
- I am studying (or have completed) the International Baccalaureate programme and it is taught in English.
- I am studying (or have completed) the Singapore Integrated Programme (SIPCAL).
- I have been educated full-time in English for at least the two most recent years before applying and will have remained in full-time education in English until completion of my schooling (i.e. a minimum of three years of my most recent education have been in English before the start of my Oxford course).
- I have completed, or am on track to complete an IELTS, TOEFL, or other English Language qualification accepted by the University of Oxford.

To upload evidence, click the 'Choose file' button. In the window that appears, click on the space marked 'Select Files to Upload' and select proof of your result from your files. This file must be either a PDF, a JPEG, or a PNG. Once you have selected your file, it will upload.

If obtained, please upload results certificate.

Accepted file types: pdf, jpg
File may not exceed 5 MB in size.

No file chosen

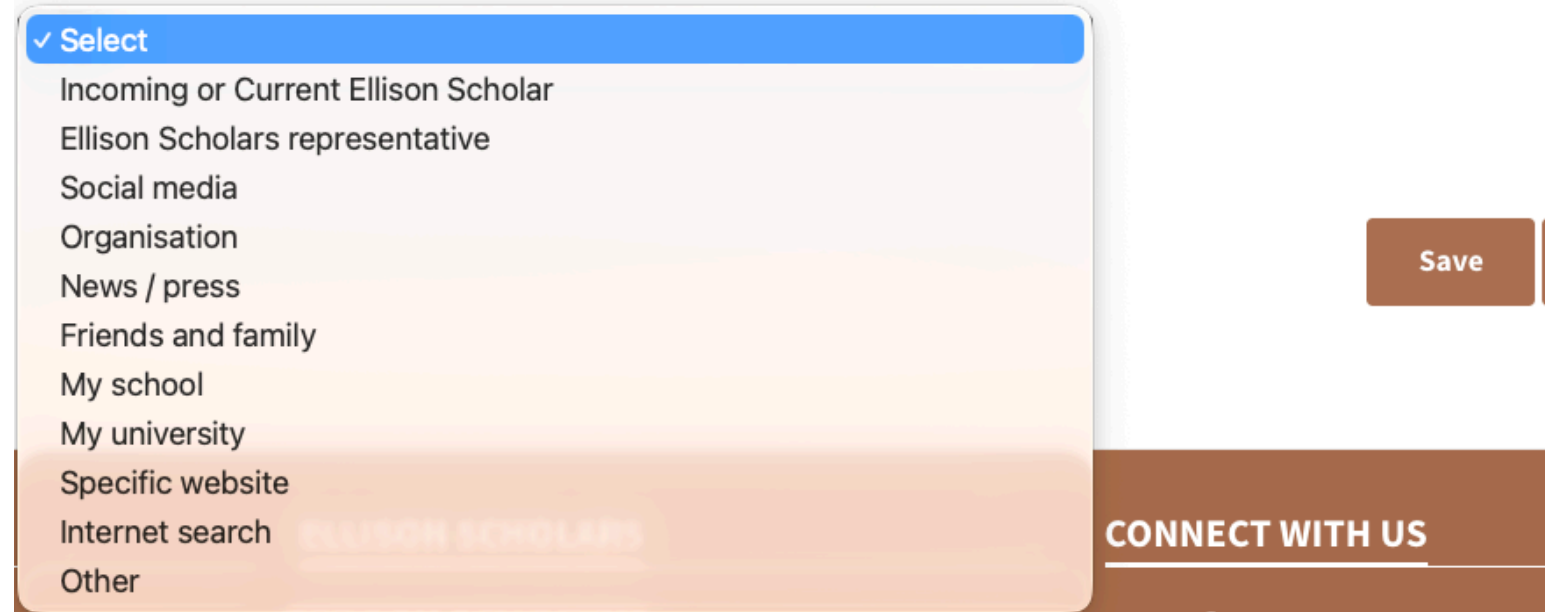
5g. How did you hear about us?

In this section, please let us know where you heard about the Undergraduate Ellison Scholars programme to help us with our outreach tracking and monitoring.

How did you hear about us?

Select one of the options from the dropdown to identify how you found out about the Ellison Scholars programme.

If you heard about us at an event, please choose 'organisation' from the dropdown.



✓ Select

- Incoming or Current Ellison Scholar
- Ellison Scholars representative
- Social media
- Organisation
- News / press
- Friends and family
- My school
- My university
- Specific website
- Internet search
- Other

Save

CONNECT WITH US

Depending on the option selected, you may be asked to specify more information in the text field that appears:

Select one of the options from the dropdown to identify how you found out about the Ellison Scholars programme.

If you heard about us at an event, please choose 'organisation' from the dropdown.

Please specify the social media platform.



6. Personal details

6a. Name and gender

Your title and name will prefill from the user setup page.

Title

Select ▼

Applicant name *

First name(s) Last name

Preferred first name *

We will use this name in any communication you receive from us. It may be the same as above.

Select your pronouns from the dropdown, select 'Prefer not say' if you do not wish to provide this information, or 'Prefer to self-describe' to use a free text box.

Gender *

Female ▼

Pronouns *

▼ Select

- She/Her
- He/Him
- They/Them
- Prefer to self-describe
- Prefer not to say

6b. Contact details

In this section, please provide your contact details, such as address, email address, and phone number.

For phone number fields, select your country from the dropdown on the left and write your number in the text field using the national format.

If you do not have a phone number, you may need to nominate someone to take calls for you, so that any messages for you will reach you promptly. This could be, for example, a relative, a teacher or a school office number. The same may also be true of the email address you provide.

We also ask that you provide the URLs for your X/Twitter, Instagram, and LinkedIn accounts, if you have these.

Primary telephone number *	Secondary telephone number
<input type="text" value="🇬🇧"/>	<input type="text" value="🇺🇸 (201) 555-0123"/>
Primary e-mail address *	
<input type="text" value="jkapaun@eit.org"/>	
Secondary e-mail address	
<input type="text"/>	
X/Twitter URL	
<input type="text"/>	
Instagram URL	
<input type="text"/>	
LinkedIn URL	
<input type="text"/>	

Enter your permanent address in the fields below, selecting your country from the country dropdown:

Street Address *	City *
<input type="text"/>	<input type="text"/>
ZIP / Postal Code *	
<input type="text"/>	
Country *	
<input type="text" value="Select"/>	

You may also provide a correspondence address, which we will use if we need to post anything to you.

I wish to provide an alternative address for correspondence. *

Yes
 No

Correspondance / postal address

Street Address *	City *
<input type="text"/>	<input type="text"/>
ZIP / Postal Code *	
<input type="text"/>	
Country *	
<input type="text" value="Select"/>	

6c. Nationality information and language

Please select your nationality from the dropdown. If you have not held this nationality from birth, provide a start date. This can be an approximate date or year. If available, provide a second and third nationality.

Nationality *

Start date for nationality if not from birth

Please indicate your native language.

What is your your first/native language?

To select your language, start typing and then select from the dropdown. The below field will then automatically populate with your selection.

You have the option to add another language.

Do you want to add a second language? *

- Yes
 No

What is your your second language?

To select your language, start typing and then select from the dropdown. The below field will then automatically populate with your selection.

6.4. Identifying documentation

In this section, you must upload a copy of your passport or national photo ID document.

If you have a passport, please answer *Yes* to the question ‘Do you have a passport?’ and upload a scan by clicking on the ‘Choose file’ button:

Do you currently hold a valid passport? *

- Yes
 No

Please upload a scan of your passport here. *

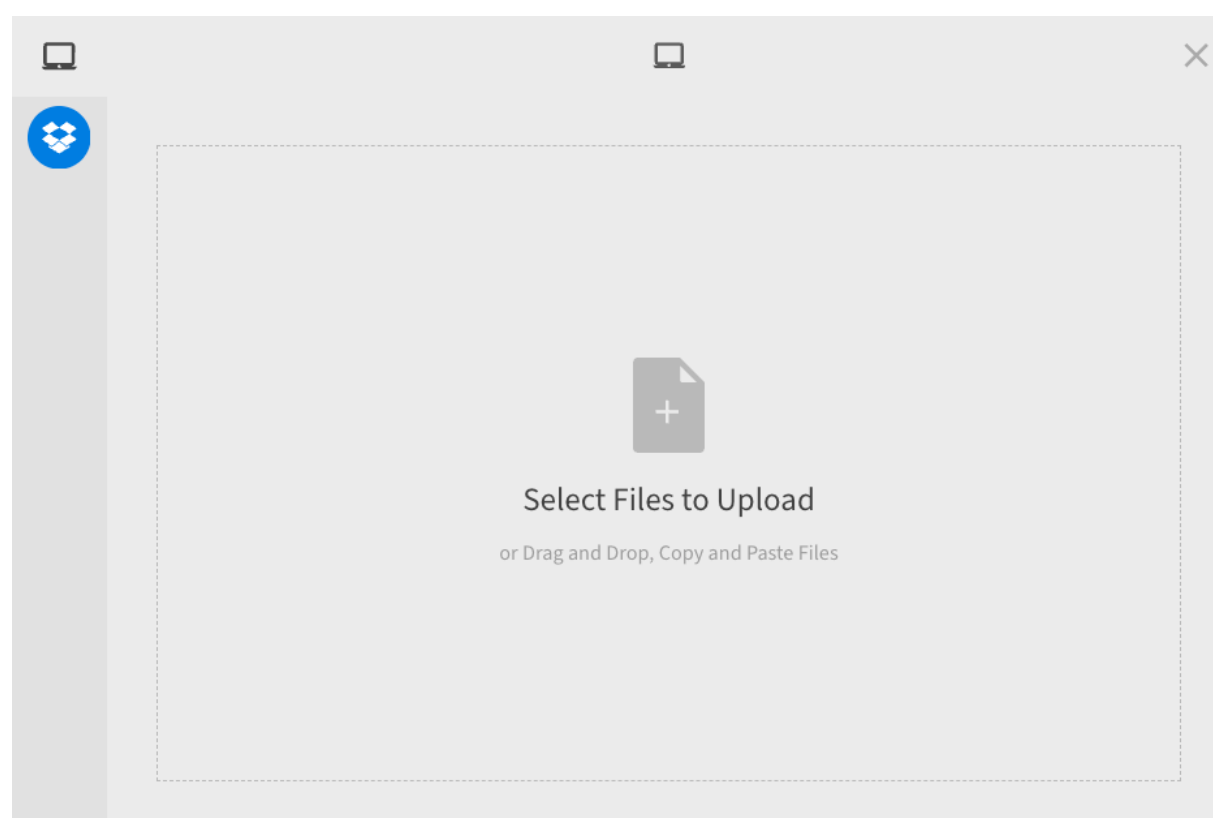
Accepted file types: pdf, jpg, jpeg

File may not exceed 5 MB in size.

Please ensure that the photo is clearly visible and that all text is legible.

No file chosen

In the window that appears, click on the space marked 'Select Files to Upload' and select the scan of your passport from your files. Once you have selected your file, it will automatically upload.



Please also provide your passport number:

Please provide your passport number. *

If you do not have a passport, answer No and upload your photo ID as above. You may also provide an English translation of your ID, if available:

Do you currently hold a valid passport? *

- Yes
 No

Please upload a photo ID that shows your date of birth and nationality.

Accepted file types: pdf, jpg, jpeg

File may not exceed 5 MB in size.

Please ensure that the photo is clearly visible and that all text is legible.

No file chosen

If available, please upload an English translation of your photo ID.

Accepted file types: pdf, jpg, jpeg

File may not exceed 5 MB in size.

Please ensure that the photo is clearly visible and that all text is legible.

No file chosen

Upload a personal, passport-style photo in the final field:

Profile photo *

Please upload a photo of your face here using the choose file button below.

Accepted file types: pdf, jpg, jpeg, png

File may not exceed 5 MB in size.

No file chosen

7. Education

In the 'Education' section, you should provide information about the Oxford-eligible qualifications that you are currently studying/most recently studied, including any qualifications and grades you have already achieved or are predicted to achieve. You should begin with your most recent school; you will then have the opportunity to upload details of prior studies.

There is also space to provide information about any higher education experience you have, if applicable.

7a. Current / most recent school

In the relevant fields, provide the name of your current or most recent school. Input your school's postal address and, if applicable, the URL of the school's website. Provide the school's generic email address and phone number. If no generic email address or phone numbers are available, you can provide individual contacts of teachers or admin staff in your school after obtaining their permission.

School address *

Street Address

Line 2

Line 3

City

Country

State / Province

Zip / Postal Code

School website

School contact email address *

This can be the email address your school has listed on their website.

School phone number

If you are currently attending this school, provide a start date and projected end date.

Are you currently attending this school? *

Start date *

Expected end date

If not, provide the start and end dates for your time at this school. You may provide an estimate if you are not sure.

Are you currently attending this school? *

Start date *

End date *

7b. Qualification and grades

In the relevant fields, enter the details of the University of Oxford eligible qualification you have received, or are on track to receive at your most recent school.

To find your qualification, begin typing the qualification name and select it from the dropdown that appears:

Please provide details of any qualifications you have obtained, or expect to obtain, from your studies at this school. *

This should be your **Oxford eligible qualification(s)**. Any other qualifications studied at this school should be included in the **Other Education Details** section.

If you have not yet completed your qualification, please provide your **predicted grades**. You may need to ask your teachers or school for this information or request that they contact us directly with your predicted grades.

Begin typing and select your qualification from the list. If your qualification is not listed, please type and select "Other". If you have more than one qualification to input, please answer "Yes" to "Do you want to add another qualification?"

International
Cambridge GCE Ordinary Level / O-Level – International
Diplôme du baccalauréat général (option internationale / baccalauréat français international) – France
International A-level
International Baccalaureate
International General Certificate of Secondary Education (IGCSE, 9–1) – International
International General Certificate of Secondary Education (IGCSE, A*–G) – International

Fill in the fields that appear accordingly. If you are required to list individual subjects, click 'Add subject,' fill in the fields that appear, and click the 'Add' button at the bottom to finalise the entry. You can enter ten subjects for each qualification.

Subjects

You can submit up to eight entries.

Subjects	Action
No Subjects have been added. Click on Add Subject below.	

Subject *

Score

Completed?

If you have not completed your qualification, select No in the 'Completed?' field. You may enter a predicted grade if you have not yet completed your qualification.

Completed?

If you have completed your qualification, select Yes in the 'Completed?' field and provide the grade/score you achieved the date you achieved your qualification in the field that appears. If exact dates are not available, you may give an estimate.

Subject *

Score

Completed?

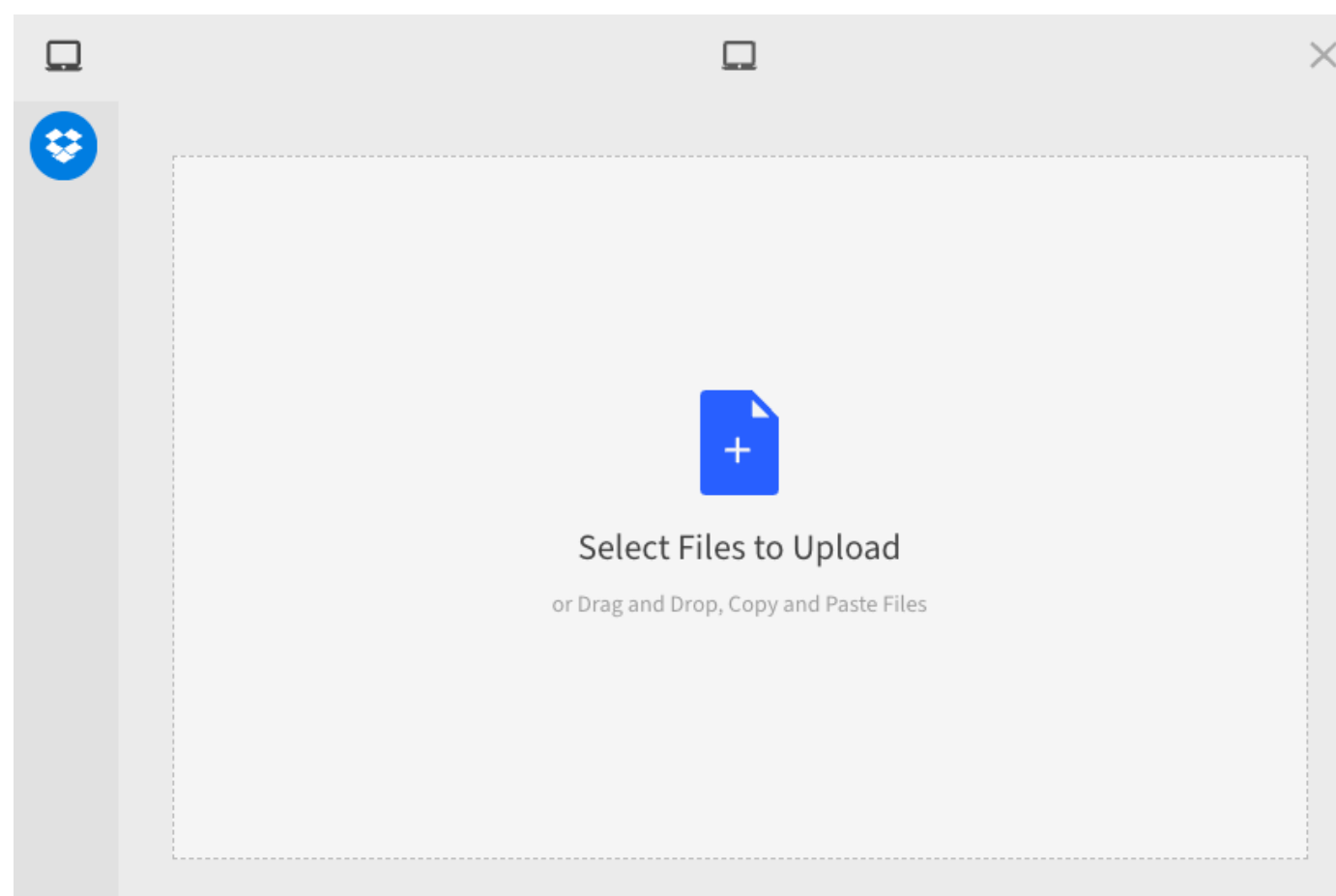
Date awarded

You must also provide proof of your qualification. If you are yet to complete your qualification, upload a document of predicted grades. If you have not yet received your final certificate, you must upload a letter or email from your school confirming your predicted grades. This should be on official school letterhead or from a school email address.

If your school does not offer predicted grades to students, we can accept predictions directly from the school. Please ask your school to email us at scholars@eit.org to arrange.

If you have multiple certificates, please compile them into a single file before uploading.

To upload evidence, click the 'Choose file' button. In the window that appears, click on the space marked 'Select Files to Upload' and select the proof of your qualification from your files. Once you have selected your file, it should automatically upload.



To add another Oxford-eligible qualification, answer Yes to 'Do you want to add another qualification?' and proceed as above.

You will also have the opportunity to enter any other qualifications you have received or are on track to receive. This can include non-Oxford-eligible qualifications.

7d. Further education

In this section you can provide information on any degree you have completed, including a foundation course at a University.

Have you previously started or completed a degree? *

This includes foundation courses.

Yes

No

If selecting yes, further fields will appear for you to complete. Your institution name should be presented in English, or in another language written using the Roman alphabet, or a transliteration into the Roman alphabet.

Institution name *

Institution country *

Enter your institution's details in the relevant fields.

Select your degree qualification (e.g., Bachelor of Arts or Master of Sciences) from the dropdown, and input the title of your degree in the Degree Subject field:

Degree qualification *

Degree subject *

Indicate whether you have completed this degree by selecting *Yes* or *No* on the dropdown. Provide the start and end dates for your course. These dates may be estimates if you do not have exact dates available:

Completed? *

Start date *

Expected end date *

Upload your transcript from this university. This transcript must be uploaded as a PDF or JPG.

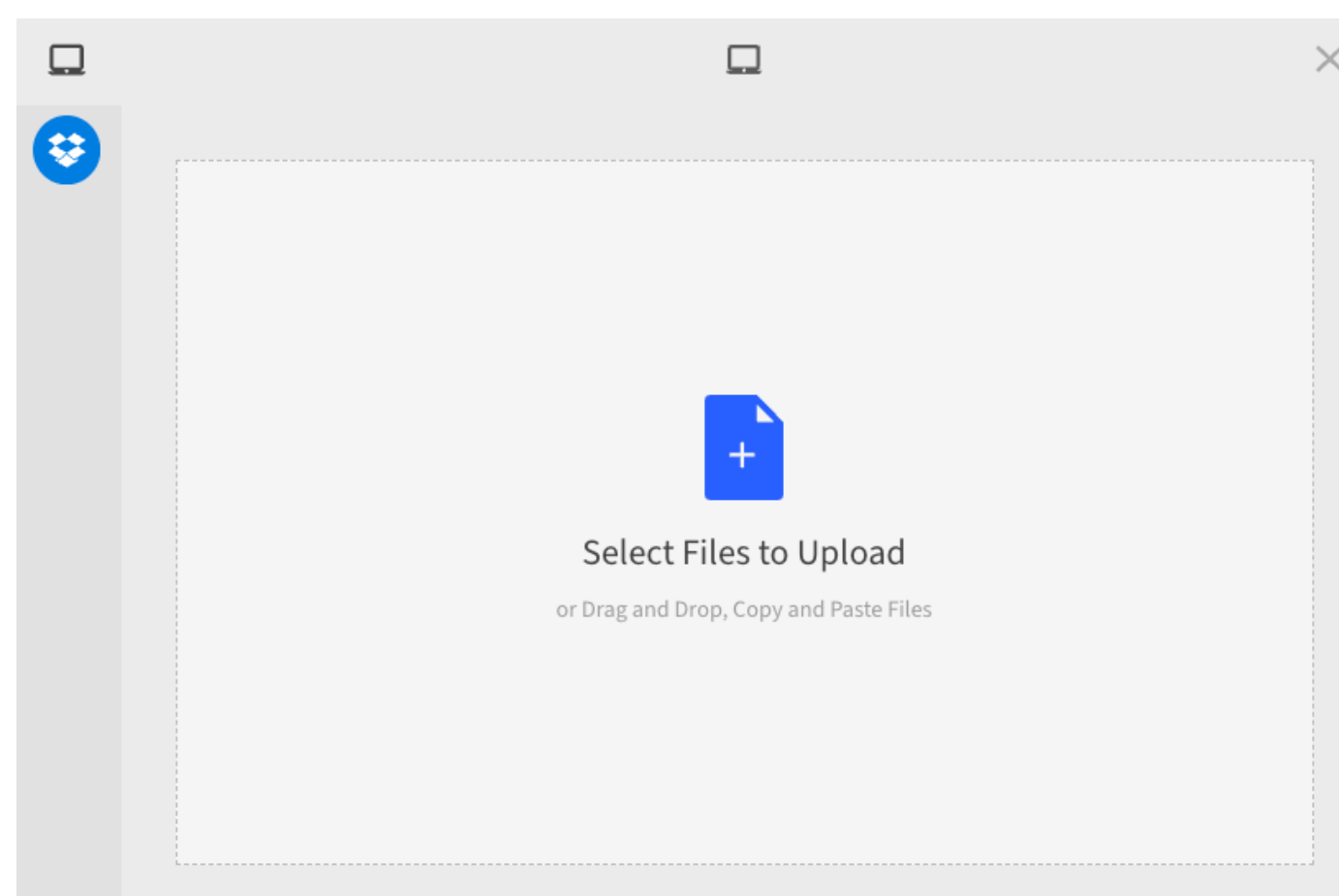
Transcript *

Please upload the transcript detailing information about this degree, including courses taken and grades achieved.

Accepted file types: pdf, jpg
File may not exceed 5 MB in size.

No file chosen

To do this, click the 'Choose file' button. In the window that appears, click on the space marked 'Select Files to Upload' and select the transcript from your files. Once you have selected your file, it should automatically upload.



8. References

As part of your application to the Ellison Scholars programme, you will need to provide three references: **two academic references** and **one character reference**. More information about the different types of references, as well as guidance you should follow when requesting references, can be found on the 'References' page of the application form.

Academic references must be provided by individuals who are familiar with your academic work, achievements, and abilities. One must be a teacher at your current/most recent school. Email addresses must be from an official school email address. They could be (this list is non-exhaustive):

- Teachers or professors at your school or university
- Your supervisors for internships or work-study programmes
- High school or college counsellors

Character references must be provided by individuals who know you well in a personal capacity and can speak to your integrity, values, and interpersonal skills. Where possible, we prefer this reference to be from an official institutional email rather than a personal email address. They could be (this list is non-exhaustive):

- Teachers or professors at your school or university
- High school or college counsellors
- Extracurricular activity leaders
- Previous employers, including from part-time work or internships
- Coaches or mentors

Please note that we can only accept references in English, so you must ensure that you nominate referees who have a high level of English language proficiency.

8a. Request academic and character references

To request an academic reference, please provide your referee's name and email address. Click the 'Send Request Now' button to send a request for reference. An email will be sent to the email address provided here.

Confirm with your referee that they have received the request and are able to fill in the form by the deadline of **Monday, 10 August 2026, 4pm (UK time)**.

Academic Referee 1 *
(Received)
*This referee **must** be a teacher at your current school from their official school email address.*

Full Name

Email

Academic Referee 2 *
(Not Received)
We prefer this reference to be from an institutional email address rather than a personal email address.

Full Name

Email

Repeat these steps for your character reference.

Character Referee *

(Received)

We prefer this reference to be from an institutional email address rather than a personal email address.

Full Name

Email

Cancel

Resend

To track the status of your reference, check the text above the fields you entered your referee's details into. This will read either 'Not Sent', 'Not Received', or 'Received'. You will also receive an email notifying you once a reference has been submitted.

8b. Changing a reference

To change a reference after you have requested or received it, click the 'Change' button below the reference you would like to change and update your referee's details.

Change

You may need to delete a reference that has already been submitted. To request a reference again from the same referee, click the 'Delete reference' button:

Change

Delete Reference

When the page reloads, your referee's details will be saved, but you can now change them again. Either click the 'Send Request Now' button to request a reference from the same referee, or change the details and send a request to a new referee:

Academic Referee 1 *

(Not Sent)

Full Name

Scholars Team

Email

scholars.selection@eit.org

Send Request Now

9. Alignment to EIT

As an aspiring undergraduate Ellison Scholar, your journey involves actively participating in programmes related to the [Institute's four humane endeavour and research areas](#). This section is your opportunity to demonstrate how your skills and interests align with the EIT's Humane Endeavours and the problems the Institute seeks to solve, and to show us why you would make a strong Undergraduate Ellison Scholar. This is also where you will provide information on your chosen University of Oxford course. Take your time exploring the [list of undergraduate courses](#) offered by the University of Oxford and make a decision that resonates with your academic goals and personal interests.

To navigate through this part of the application:

- You should consider the EIT Humane Endeavours and research areas and reflect on which ones resonate with your vision, expertise, and the global issue you are passionate about addressing.
- You should identify a specific problem within your chosen research area and explain why it matters (to you and to humanity).
- You should choose your Oxford course and tell us how it aligns with your long-term goals as an Ellison Scholar. We encourage you to reflect on the academic challenges you are excited to embrace and the knowledge you hope to gain during your time at Oxford.
- You should explain to us why you would make a strong Undergraduate Ellison Scholar and how you would approach the problem you outlined.

When choosing an Oxford course, make sure that:

- You meet the minimum entry qualification and grade requirements for your [chosen course](#) at the University of Oxford. *You can find the relevant information under 'Admissions requirements' section on individual course pages.*
- You meet the [English language requirements](#) for your course

9a. Humane Endeavours and Research Areas

Check the box indicating you understand that the Undergraduate Ellison Scholars Programme includes internships as a central part of the programme.

The Undergraduate Ellison Scholars programme includes internships as a required and central part of the experience. Please confirm that you understand these internships will focus on the specific science and technology projects that EIT is working on. *

I understand

Select your preferred area of humane endeavour(s). You can select more than one:

Please select the Humane Endeavour(s) you are most interested in contributing to. You can select more than one option. *

- Health, Medical Science & Generative Biology
- Food Security & Sustainable Agriculture
- Climate Change & Managing Atmospheric CO₂
- Artificial Intelligence & Robotics

Select the research area(s) you are interested in. You can select more than one:

Please select the research area(s) that you are most interested in. You can select more than one option. *

Please note that you are only registering interest at this point.

- Generative Biology
- Materials & Devices for Life Sciences
- AI & Robotics
- Correlates of Immunity
- Plant Biology
- Pathogen Program
- Economics

9b. Written Response: Humane Endeavour Problem

In a maximum of 250 words, respond to the question ‘Describe a specific problem within your chosen Humane Endeavour(s) and Research Area(s) that you are passionate about solving.’ Here are some tips for you:

- Begin by expressing the motivations that drive you to address the problem you have described – what about this particular area resonates with you? Your response should reflect a genuine commitment to creating positive change. Connect your personal experiences or beliefs to the broader vision of making a positive impact.
- Explain how you have encountered or engaged with this problem—whether through direct experience, observation, or research.
- Show that you have explored the problem, and the ways in which you have explored it. Demonstrate your curiosity—your goal here is to show that your passion is backed by a willingness to dig deeper, ask questions, and seek understanding.

You may include bold or italicised text in your response. To expand the text box, click and drag the arrow in the bottom right corner.

Do not exceed the 250-word limit or you will not be able to submit your application. Your word count is visible above the text field and updates as you type.

Describe a specific problem within your chosen Humane Endeavours and research area(s) that you are passionate about solving. *

*Define the problem and explain why it matters both to humanity and specifically to you.
Please **refer to our website** for an overview of EIT’s research direction.*

Word count: 1 / 250

9c. Written Response: Humane Endeavour Problem Solution

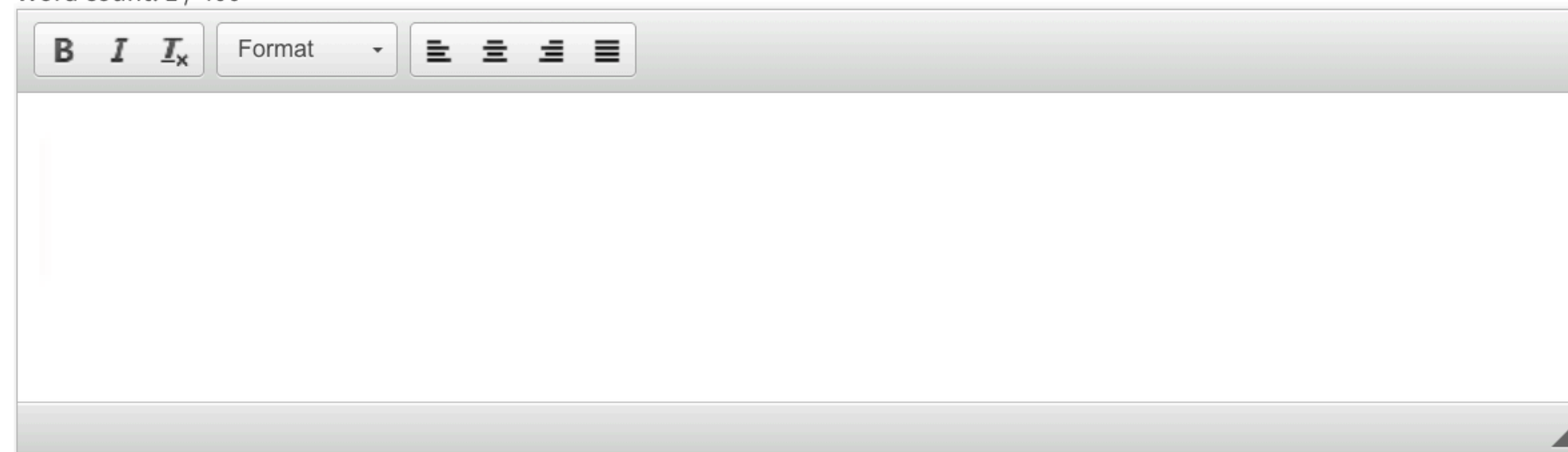
In a maximum of 250 words, respond to the question ‘Describe how you would solve the specific problem you have listed above.’ Here are some tips for you:

- Highlight how your own strengths—skills or experiences—can contribute to addressing the issue.
- Share how you hope to contribute to solving the issue. You do not need to present a full solution but offer insight into your approach and the impact you would like to have.
- If you have already started exploring or working on this problem in any capacity—big or small—mention it.

Describe how you would solve the specific problem you have listed above. *

Define the approach you might take to address it, and any relevant skills, experiences, or interests you would bring to solving it.

Word count: 1 / 400

A screenshot of a text input field with a rich text editor toolbar. The toolbar includes buttons for bold (B), italic (I), and strikethrough (I_x), a 'Format' dropdown menu, and four alignment icons (left, center, right, justified). The text area below the toolbar is empty and has a scroll bar on the right side.

You may include bold or italicised text in your response. To expand the text box, click and drag the arrow in the bottom right corner.

Do not exceed the 250-word limit or you will not be able to submit your application. Your word count is visible above the text field and updates as you type.



10. Application to the University of Oxford

10a. Disclaimer

If you are shortlisted to proceed with your application to the Undergraduate Ellison Scholars programme, you will be invited to apply to the University of Oxford.

10b. Selecting your course

To select your preferred undergraduate course at the University of Oxford, select your course from the dropdown. If your course does not appear, please select 'my course is not listed here' and tell us which course you want to study:

Please select the undergraduate course you wish to study at the University of Oxford. *

Carefully review **the list of undergraduate courses**, including the course-specific admissions criteria (found in the admissions tab in each course listing), before making your choice.

If the course you wish to study is not on the list below, please select "My course is not listed here" and tell us which course you wish to study.

10c. Explaining your course choice

Explain your course choice and how you envision it aligns with the Undergraduate Ellison Scholars Programme. Be specific about your motivation for choosing this course and provide examples of your past involvement with the subject. Explain how this course will bolster your work as an Undergraduate Ellison Scholar, whether through relevant skills, knowledge, access to networks or opportunities, or a direct link to a Humane Endeavour or Research Area.

Explain why you chose your course and how studying at the University of Oxford will help you solve the EIT problem you identified above. *

Word count: 1 / 250

You may include bold or italicised text in your response. To expand the text box, click and drag the arrow in the bottom right corner.

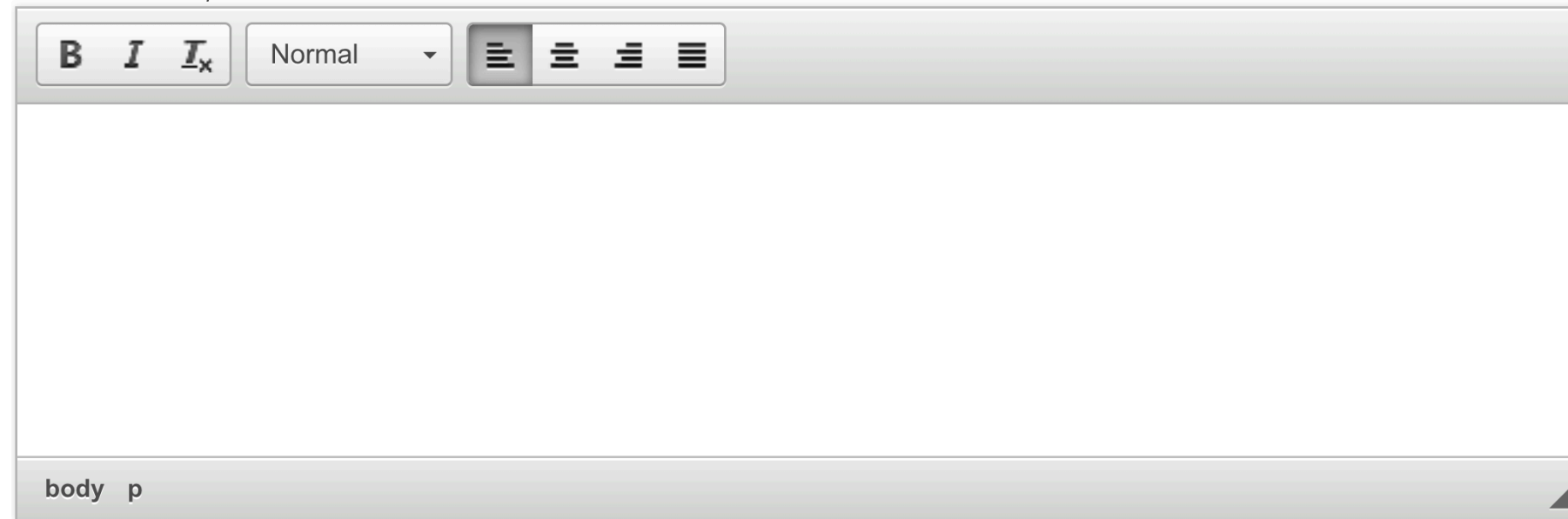
Do not exceed the 250-word limit or you will not be able to submit your application. Your word count is visible above the text field and updates as you type.

10d. Tenacity

To respond to this question, recount a specific instance from your personal life, school, work, an extracurricular activity, or a personal project when you experienced failure or setbacks. Detail how you maintained your determination to see the project through and what creative strategies you employed to overcome obstacles and achieve success.

Describe a time when you were part of an endeavour that faced failures or setbacks. How did you maintain your determination to see the project through, and what creative strategies did you employ to overcome obstacles and achieve success? *

Word count: 0 / 250



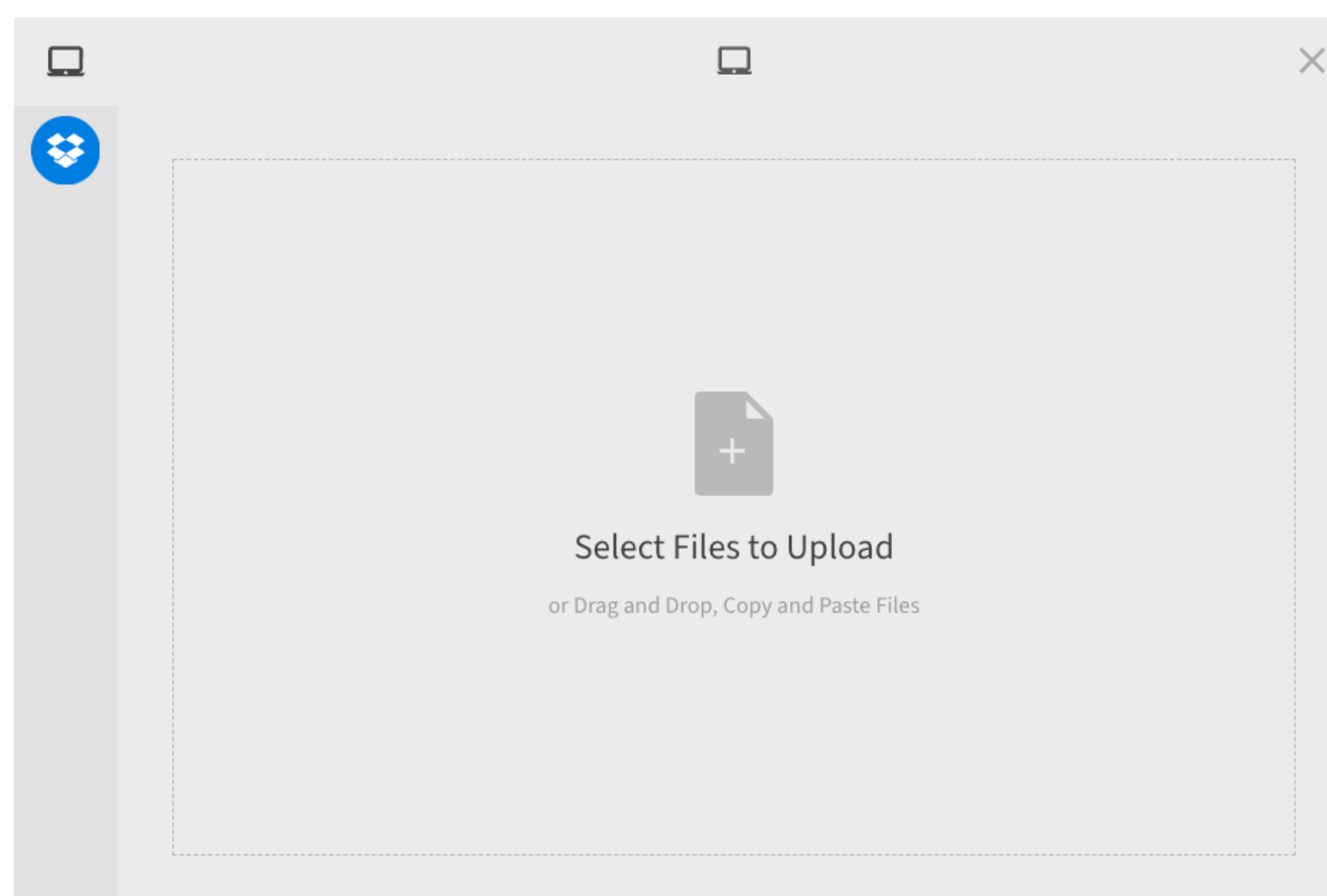
You may include bold or italicised text in your response. To expand the text box, click and drag the arrow in the bottom right corner.

Do not exceed the 250-word limit or you will not be able to submit your application. Your word count is visible above the text field and updates as you type.

10e. Your Fit for the Ellison Scholars: Video submission

Submit a video no longer than 3 minutes introducing yourself and explaining why you believe you are a strong fit for the Undergraduate Ellison Scholars programme.

To upload your video, click on the 'Choose file' button. In the window that appears, click on the space marked 'Select Files to Upload' and select your video from your files. Once you have selected your file, it should automatically upload.



Please note that files must not exceed 500MB and must be in the formats mp4, avi, or mpeg4.

If you have any difficulties producing your video or uploading it, please contact us at scholars@eit.org.

11. Portfolio

In this section, you are asked to submit a portfolio demonstrating how well you meet the [selection criteria](#) for the undergraduate Ellison Scholars programme. Your portfolio can include up to ten entries, although you are not required to submit the maximum number.

Select the most relevant experiences to showcase, emphasising diverse skill sets within your portfolio with the most impactful entries appearing at the top. Your entries should encompass competition participation, awards, research projects and papers, app creations, patent applications, internships, advocacy or campaigning efforts, charitable and volunteering activities and similar. For each portfolio item, you will be asked to provide a specific type of evidence. Guidance on what supporting evidence we accept can be found in the application form under each portfolio category.

Please note that you can only include one achievement/example of experience per portfolio entry. For example, if you have received three awards you would like to include, you must enter these as three separate portfolio items. Do not compile achievements into the same portfolio item.

Please contact us at scholars@eit.org if you have any questions regarding entering your portfolio items.

11a. Adding entry

To begin adding an entry, click on the 'Add a Piece of Evidence' button below the table:

Pieces of Evidence	Action
No Pieces of Evidence have been added. Click on Add Piece of Evidence below.	

[Add Piece of Evidence](#)

For each entry, begin by selecting your portfolio entry type from the dropdown menu:

Portfolio entry type *

- ✓ Select
- App, Startup, & Organisation Creation/Founding
- Awards
- Camps
- Conferences
- Competitions, Fair Exhibits, & Olympiads
- Internships, Fellowships, & Programmes
- Patents
- Publications
- Research
- Scholarships
- Other

If your entry type does not fit any of these options, select 'Other' and enter a few words describing the entry in the first space provided, and then an outline of the activity or achievement in the box that follows.

Portfolio entry type *

Other

Please specify the type of entry in a few words. *

For any other entries, we require as evidence at least an email or letter with the send date visible and clear contact details from a teacher/company's official address confirming your participation.

11b. Questions unique to your portfolio type

After selecting your portfolio type, a set of questions specific to your chosen entry will appear. Below you will find guidance relating to each portfolio entry type.

i. App, startup, and organisation founding/creation

Enter the name of your app, startup, or organisation.

App/startup/organisation name *
Please note that this entry should not be used for the founding of school clubs. Please use the 'other' entry type for any school club founding.

*For app/startup/organisation creation or founding, we require at least **two** of the following as evidence:*

- A working link to the app/startup/organisation
- Evidence with your name clearly linking you to the app/startup/organisation, such as a news article
- An email or letter with the send date visible and clear contact details from a teacher/company's official address confirming your involvement

Select whether you are entering the details of an app, startup, or organisation from the drop-down menu.

Please select your specific entry type. *

▼ Select

- App creation
- Startup founding
- Organisation founding

Indicate whether you were the sole creator/founder or co-creator/founder of the app, startup, or organisation.

Please indicate your creator status in relation to the app/startup/organisation. *

▼ Select

- Sole creator/founder
- Co-creator/founder

If *co-creator/founder*, enter the number of co-creators/founders involved in the creation or founding of the app, startup, or organisation. Next summarise your specific role in the creation/founding of the app, startup, or organisation.

How many co-creators/founders are involved with the creation/founding of this app/startup/organisation? *

Please summarise your role in the creation/founding of this app/startup/organisation. *

If applicable, please provide a link to the app, startup, or organisation's website. This field may be left blank if no website is available.

Please provide a link to the app/startup/organisation website.

Please include <https://> before the link.

Select the option that best describes the current stage of your app, startup, or organization.

How would you describe the current stage of your app/startup/organisation? *

✓ Select

- Pre-seed stage
- Seed stage
- Early stage
- Growth stage
- Expansion stage
- Exit stage

Enter the date your app, startup, or organisation was founded.

When was your app/startup/organisation founded? *

Use the text box to respond to the question 'Please outline the issue your app/startup/organisation seeks to address and explain how it aims to address this issue.'

Please outline the issue your app/startup/organisation seeks to address and explain how it aims to address this issue. *

Select from the drop-down menu the option that best aligns with how successful your app, startup, or organisation has been in addressing the issue outlined above.

Has your app/startup/organisation been successful in addressing this issue? *

✓ Select

- Yes
- No
- Yet to be determined

If Yes, outline how success has been measured in the space that appears.

How has success been measured? *

If No outline why you think success was not achieved and what you have learnt from the experience in the space that appears.

Please indicate why you think success was not achieved and what you have learnt from the experience. *

If *Yet to be determined*, outline how success will be measured.

How will success be measured? *

ii. Awards

Enter the award name. Please note that you may only include one award per entry.

Award name *

Please only include one award per entry. For example, if you have participated in a maths competition three years in a row, this needs to be included as three different portfolio entries.

*For awards, we require at least **two** of the following as evidence:*

- *A certificate clearly stating the award and your name, with a version in English alongside the original if necessary*
- *A link to the award website clearly stating you as a recipient*
- *An email or letter with the send date visible and clear contact details from a teacher/company's official address confirming your award*

Enter a link to the award website, if available. You can leave this blank if there is no website associated with award.

Please provide a link to the award website if applicable.

Please include https:// before the link.

In a few words, explain what subject/activity the award was granted to you for. You will be given the opportunity to elaborate further in the next field.

For what subject/activity was the award received? *

In this space, you can elaborate further on the award. Information might include the grades, or details of the project or research you were granted this award for. This is your opportunity to showcase the prestige of your award.

Please provide any further information regarding the award. This may include information on the grades, project, research the award was received for. *

iii. Camps

Enter the name of the camp you attended.

Name of camp *

*For camps, we require at least **one** of the following as evidence:*

- *An enrolment email or letter from the camp clearly stating your name, the date the email/letter was sent, the address the email/letter was sent from, and the full body of the email/letter*
- *A link to the camp's website clearly showing you as an attendee*
- *An email or letter with the send date visible and clear contact details from a teacher/company's official address confirming your attendance at the camp*

Enter a link to the camp's website.

Please provide a link to the camp's website. *

Please include https:// before the link.

Select the option from the drop-down that best describes the nature of the application process for the camp.

Please select the option that best describes the nature of the application process for this camp.

✓ Select

Open applications

By invitation only

Achievement-based

Fee-based entry

Other

If *Other* please specify in the space that appears.

Indicate the number of people who attended the camp alongside you. If unsure, you can use the provided space to mention this.

Please indicate the number of attendees. *

If you are unsure, please indicate that here.

Use this space to detail the seminars, workshops, or classes undertaken during the camp.

Please provide a summary of the seminars/workshops/classes undertaken. *

iv. Conferences

Enter the conference name.

Name of conference *

*For conferences, we require at least **one** of the following as evidence:*

- *A link to the conference website clearly stating you as an attendee/presenter/speaker*
- *An email or letter with the send date visible and clear contact details from a teacher/company's official address confirming your attendance at the conference*

Enter a link to the conference website.

Please provide a link to the conference website *

Please include <https://> before the link.

Select the option that describes the capacity in which you attended the conference.

Please specify the capacity in which you attended the conference *

- ✓ Select
- Attendee
- Presented a paper/abstract/poster
- Speaker
- Other

If *Presented a paper/abstract/poster* select which you presented.

Please indicate which of the below you presented. *

- ✓ Select
- Paper
- Abstract
- Poster
- Select

Indicate whether you were a sole or co-presenter.

Please select your presenter role *

- ✓ Select
- Sole presenter
- Co-presenter

If *Sole presenter*, use the space that appears to summarise the research paper, abstract, or poster presented.

Please summarise the research paper/abstract/poster presented *

If *Co-presenter*, respond to the questions in the spaces that appear starting with summarising the research paper, abstract, or poster presented. Next, outline your role in the presentation at the conference. In the space that follows, outline your contributions to the research and development of the paper, abstract, or poster that you presented.

Please summarise the research paper/abstract/poster presented. *

Please outline your role in the presentation of the paper/abstract/poster. *

Please outline your contributions to the research and development of the paper/abstract/poster *

If you attended the conference as a speaker, use the space that appears to provide information such as the title of your talk, a summary of the related research, whether you worked collaboratively, and, if you worked collaboratively, what your role in the team was.

Please provide any further information, e.g., the title of your talk, a summary of related research, or your role if you worked collaboratively. *

If you selected *Other* to the question asking in what capacity you attended the conference, use the space provided to specify the capacity in which you attended the conference. Use the field that follows to give any further information such as a summary of related research, whether you worked collaboratively, and if so, what your role in the team was.

Please specify the capacity in which you attended the conference. *

Please provide any further information, e.g., a summary of related research or your role if you worked collaboratively. *

v. Competitions, fairs exhibits, olympiads

Enter the name of the competition, fair, or olympiad. Please note that you may only enter the details of one competition, fair, OR olympiad per portfolio item.

Name of competition/fair/exhibit *

Please only include one competition, fair, or Olympiad per entry. For example, if you have attended a science fair three years in a row, this needs to be included as three different portfolio entries. Additionally, please only include the name of the competition/fair/exhibit in the title, there is a section below for you to detail any awards/prizes/placements you may have been the recipient of.

*For competitions/fair exhibits/Olympiads, we require at least **two** of the following as evidence:*

- *A certificate clearly stating your name, the name of the competition/fair/exhibit, and the placement you may have received, with a version in English alongside the original if necessary*
- *A link to the competition/fair exhibit/Olympiad website clearly stating your or your team's name and placement*
- *An email or letter with the send date visible and clear contact details from a teacher/company's official address confirming your attendance and, if relevant, your placement*

Select whether you are entering the details of a competition, fair, or olympiad.

Please select your specific entry type.

▼ Select
Competition
Fair Exhibit
Olympiad

Please include https:// before the link

Enter a link to the website for the competition, fair, or olympiad.

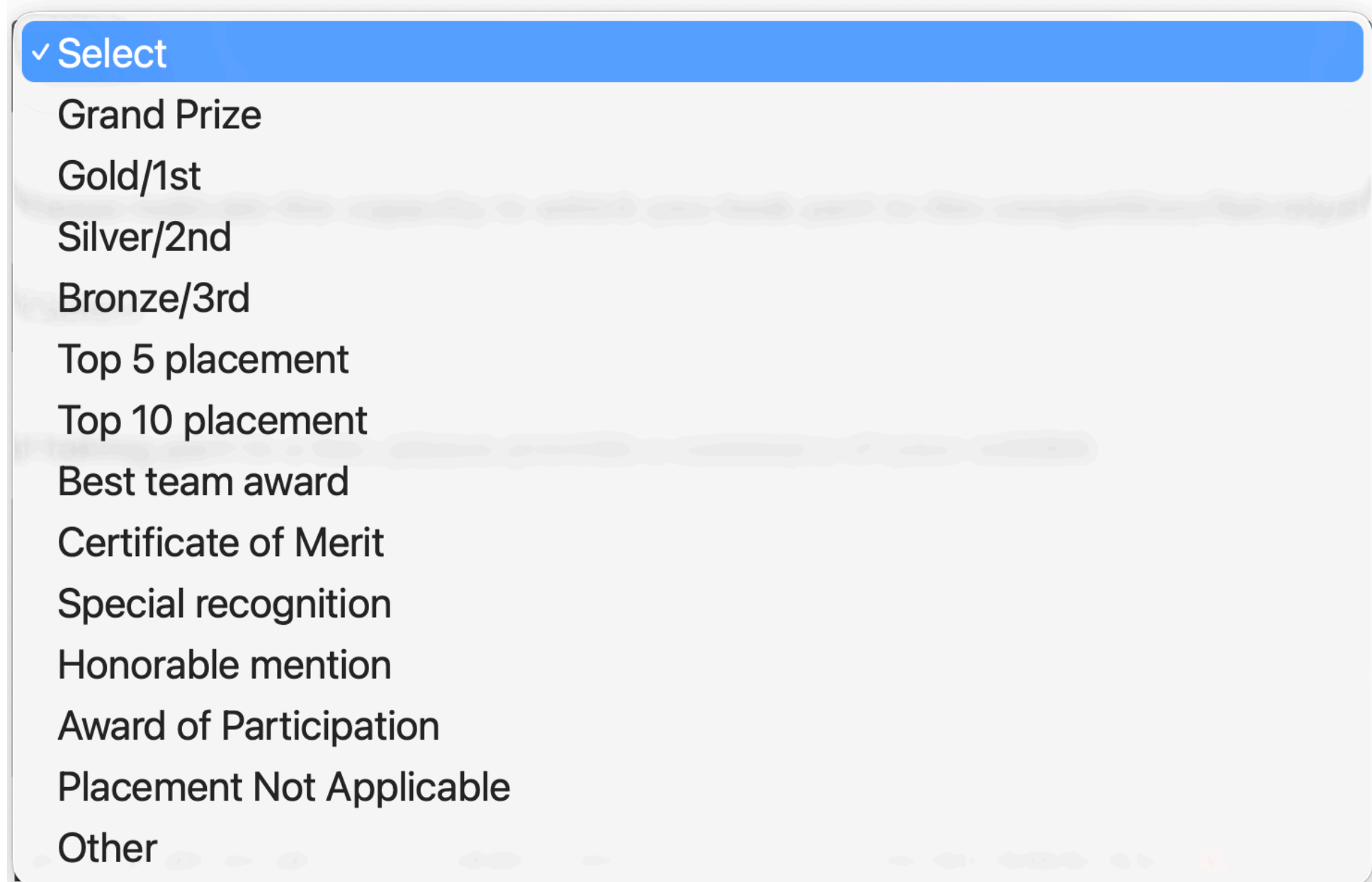
Please provide a link to the competition/fair/olympiad's website. *

Please include https:// before the link.

Select the placement you received. If placement is not relevant to your entry, please select Placement not applicable.

Please select the placement you received. *

If not relevant, please select 'Placement not applicable.'



A dropdown menu with a blue header containing a checkmark and the word "Select". Below the header, the following options are listed: Grand Prize, Gold/1st, Silver/2nd, Bronze/3rd, Top 5 placement, Top 10 placement, Best team award, Certificate of Merit, Special recognition, Honorable mention, Award of Participation, Placement Not Applicable, and Other.

If *Grand Prize*, please provide further information in the space provided. Information to include here might be, the specific terminology used by the competition, fair, or olympiad, and details of the accolades that come with the placement.

Please provide more information about this placement. *

Examples of more information might include the placement terminology used by the specific Competition, Fair, or Olympiad; and the details of the accolades.

If *Top 5 Placement* or *Top 10 Placement*, indicate the precise placement in the space provided.

Please specify your placement. *

If *Other*, provide more information in the space provided.

Please specify your placement. *

Please indicate whether you took part in the competition, fair, or olympiad individually, or as part of a team.

Please indicate the capacity in which you took part in the competition/fair/olympiad. *

▼ Select
Individual
Team

If *Team* specify the team's name and number of team members in the space provided. Next, summarise your role in the team in the space that follows.

What is the team name? *

How many team members did you work alongside? *

Please summarise your role within the team. *

If entering the details of a fair exhibit, use the space provided to provide a summary of your exhibit. Leave this space blank if you are entering the details for a competition or olympiad.

If taking part in a fair, please provide a summary of your exhibit.

Enter the name of the category or field you competed or exhibited in.

Please indicate the name of the category you competed/exhibited in. *

Use the space provided to enter the number of participants you competed against. If unsure, indicate this here.

Please indicate the number of participants you competed against in your category. *

vi. Internships, fellowships, and programmes

Enter the name of your internship, fellowship, or programme.

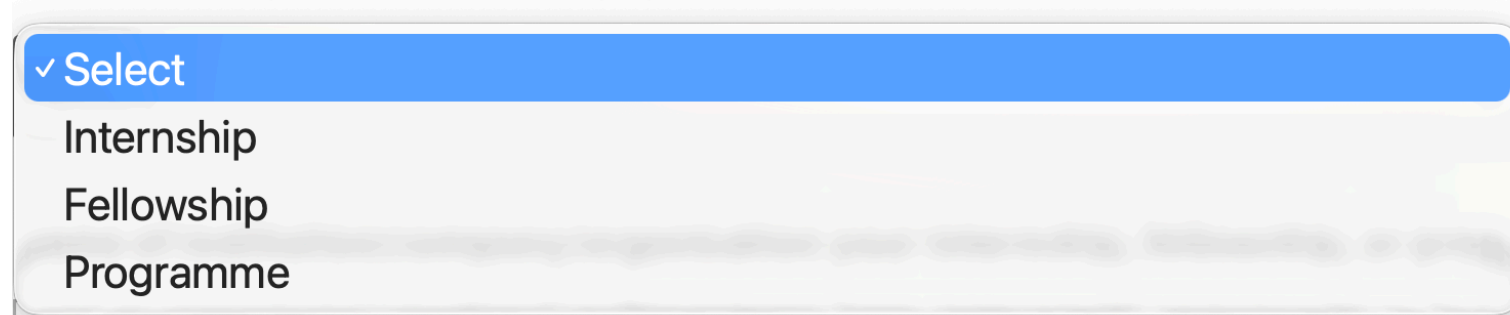
Name of internship/fellowship/programme *

*For internships/fellowships/programmes we require at least **one** of the following as evidence:*

- An acceptance email or letter from the internship/fellowship/programme clearly stating your name, the date the email/letter was sent, the address the email/letter was sent from, and the full body of the email/letter
- An email or letter with the send date visible and clear contact details from the company's official address confirming your participation

Select from the drop-down menu whether you are entering the details of an internship, fellowship, or programme.

Please select your specific entry type. *



Enter the name of the institution or organisation your internship, fellowship, or programme was undertaken with.

Name of institution/company/organisation your internship, fellowship, or programme was undertaken with. *

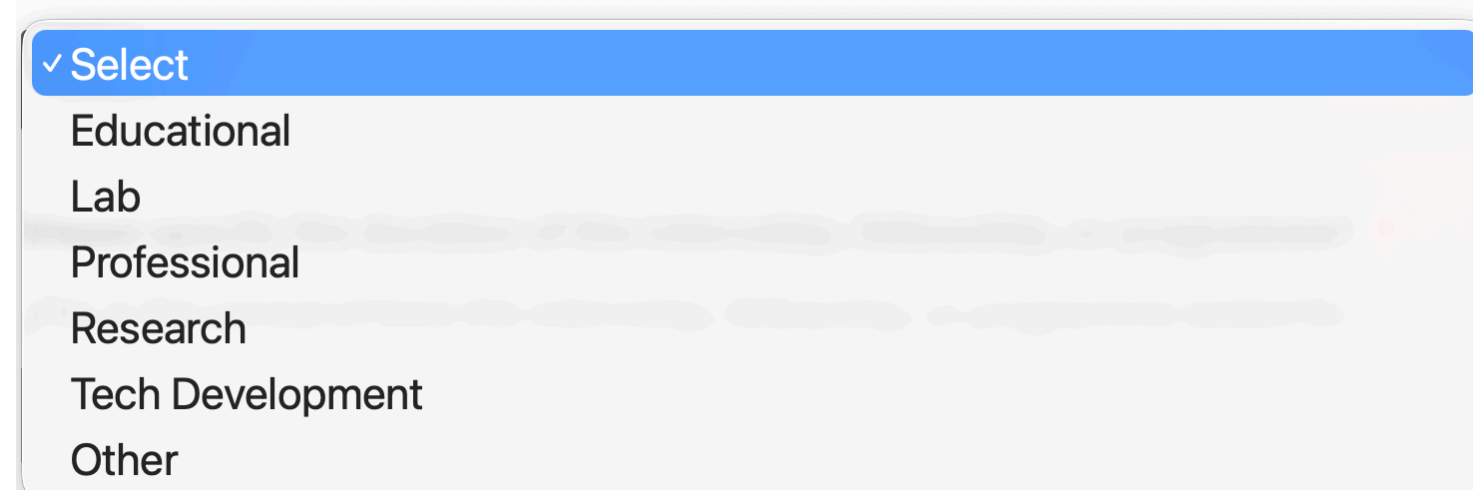
Provide a link to the internship, fellowship, or programme website.

Please provide a link to the internship/fellowship/programme website. *

Please include https:// before the link.

Select from the drop-down menu the option that best describes your internship, fellowship, or programme type. If *Other*, specify in the space that appears.

Please select the internship/fellowship/programme type. *



Enter the duration of time your internship, fellowship, or programme ran for.

Please specify the duration of the internship, fellowship, or programme? *

This is the period of time the internship, fellowship, or programme lasted for.

Provide a summary of the work, research, or project you undertook during your time on the internship, fellowship, or programme. If you undertook classes and workshops, you can also detail those here.

Please provide a summary of the work, research, or project you conducted during your internship, fellowship, or programme. *

If applicable, also include details of any classes or workshops you attended.

Use the space provided to indicate the number of places offered annually for this internship, fellowship, or programme. If unsure, indicate this here.

Please specify how many places are offered annually for this internship, fellowship, or programme. *

If entering the details of a fair exhibit, use the space provided to provide a summary of your exhibit. Leave this space blank if you are entering the details for a competition or olympiad.

vii. Patents

Enter your patent title.

Title of patent *

*For patents, we require at least **one** of the following as evidence:*

- *An official confirmation email/letter that you have filed for a patent clearly stating your name, the date the email/letter was sent, the address the email/letter was sent from, and the full body of the email/letter*
- *An email or letter with the send date visible and clear contact details from a teacher/company's official address confirming that you have filed for a patent*

Select from the drop-down menu the application status that best describes your patent. If Other specify in the space that appears.

Please select the application status of your patent. *

▼ Select

Filed: The application has been submitted, but no examination has occurred yet.

Pending: The application is under examination and is awaiting review and subsequent decision.

Under Examination: The patent office is reviewing the application.

Published: The application has been made public, but a final decision has not been reached.

Allowed: The patent office has indicated that the application will be granted once any final form...

Granted

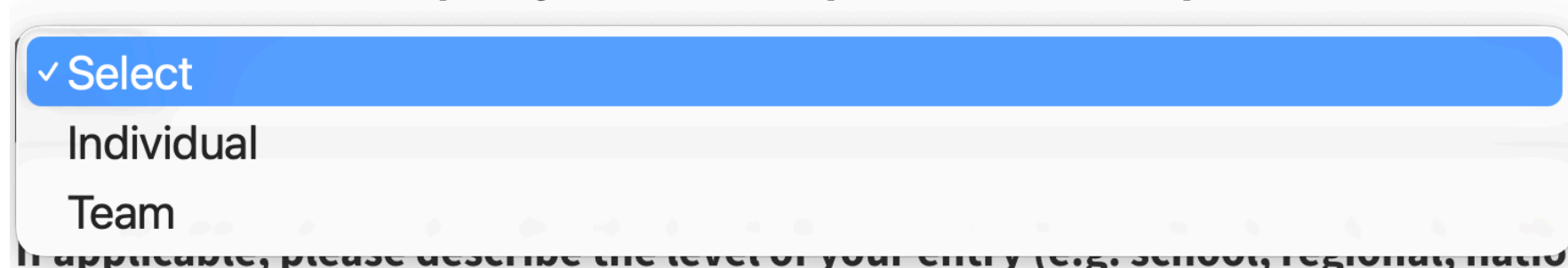
Other

Use the space provided to detail the issue your patent seeks to address. Explain how your patent aims to address this issue.

Please outline the issue your patent seeks to address and explain how it aims to address this issue. *

Indicate whether you worked on this patent individually or as part of a team.

Please indicate the capacity in which this patent was developed. *



A dropdown menu with a blue header containing a checkmark and the word "Select". Below the header, the options "Individual" and "Team" are visible. The text "If applicable, please describe the level of your entry (e.g., school, regional, national)" is partially visible at the bottom of the menu.

If *Team*, use the spaces that appear to indicate how many team members you worked alongside, and detail what your role within the team was.

How many team members did you work alongside? *

Please summarise your role within the team. *

viii. Publications

Enter the title of your paper.

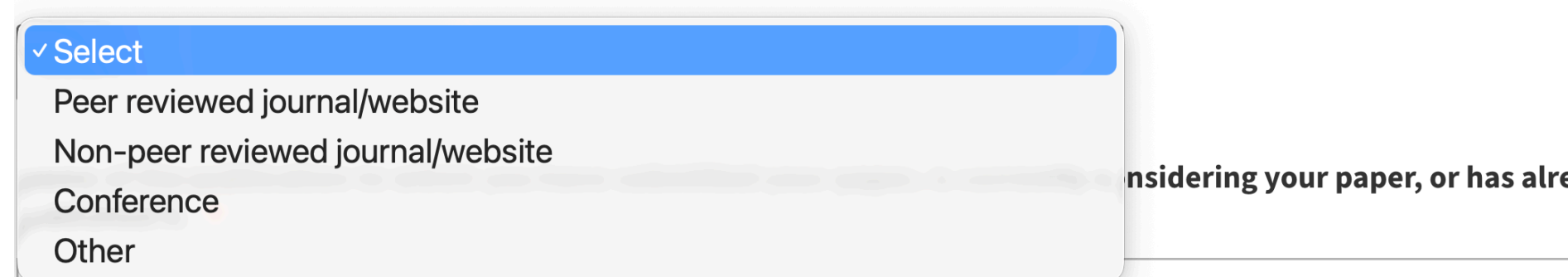
Title of paper *

For publication evidence:

- *If published we expect a link to the published paper as evidence*
- *If accepted for publication, we expect an official confirmation email/letter that your paper has been accepted for publication clearly stating your name, the date the email/letter was sent, the address the email/letter was sent from, and the full body of the email/letter as evidence*
- *If submitted, we expect to see an official confirmation email/letter that your paper has been submitted clearly stating your name, the date the email/letter was sent, the address the email/letter was sent from, and the full body of the email/letter as evidence*

Select the type of publication you submitted your paper to. If *Other*, specify in the space that appears.

Please select the type of publication to which you have submitted your paper, is currently considering your paper, or has already published it. *



A dropdown menu with a blue header containing a checkmark and the word "Select". Below the header, the options "Peer reviewed journal/website", "Non-peer reviewed journal/website", "Conference", and "Other" are visible. The text "nsidering your paper, or has already" is partially visible to the right of the menu.

Enter the name of the publication you have submitted your paper to.

Name of the publication to which you have submitted your paper, is currently considering your paper, or has already published it. *

Enter a link to the website of the publication you submitted your paper to.

Please provide a link to the journal/website your paper has been submitted to. *

Please include https:// before the link.

Select the option that best reflects the current status of your paper submission.

Please select the application status of your publication. *

- Select
- Accepted - published
- Accepted - awaiting publication
- Under review
- Revise and resubmit
- Submitted - awaiting decision
- Yet to be submitted

Select whether your paper was sole or co-authored.

Please select the authorship status of the paper. *

- Select
- Sole-authored
- Co-authored

If *Co-authored* enter how many co-authors you worked alongside in the space provided. Next, summarise your role in the writing of the paper, then provide a list of your co-authors in the spaces provided.

How many co-authors did you work alongside? *

Please summarise your role in writing this paper. *

Please provide a list of your co-authors. *

Provide an abstract for your paper in the space provided.

Please provide an abstract for your paper. *

ix. Research

Enter the title of your research.

Title of research *

Please do not include any research that you have already outlined in other portfolio entries, such as research carried out as part of an internship.

For evidence of research, we require the following:

- A clear output of the research conducted, such as the paper written or a link to the code programmed
- An email or letter with the send date visible and clear contact details from a teacher/company's official address confirming that you have carried out this research

Select the capacity that best describes how you undertook the research. If *Other*, specify in the space provided.

Please select the capacity in which the research was undertaken. *

▼ Select
Personal/independently
As a school component
As an internship/programme component
Other

If you select *As a school component* or *As an internship/programme component* you will be asked to specify the school or the internship/programme in the space that appears.

Provide a summary of your research in the space provided.

Please provide a summary of your research. *

x. Scholarships

Enter the scholarship name.

Scholarship name *

For scholarships we require at least **one** of the following as evidence:

- An acceptance email or letter from the scholarship provider clearly stating your name, the date the email/letter was sent, the address the email/letter was sent from, and the full body of the email/letter
- An email or letter with the send date visible and clear contact details from the scholarship's official address confirming your participation

Provide a link to the scholarship website.

Please provide the scholarship website link. *

Please include *https://* before the link.

Enter the length of time you were granted the scholarship for.

What was the duration of the scholarship? *

This is the period of time covered by the scholarship.

Indicate your placement for the scholarship.

Please select your placement for the scholarship. *

▼ Select
Recipient/scholar
Finalist
Semi-finalist

If *Recipient/scholar*, use the space provided to summarise the achievements/attributes that lead to the awarding of the scholarship.

Please summarise the achievements/attributes you were awarded this scholarship for. *

Enter the number of scholarships awarded in this category. If unsure, indicate this here.

Please indicate the number of scholarships awarded in this category. *

11c. Questions common to all portfolio types

Once you have completed the fields specific to your chosen portfolio type, you will be asked a set of questions common to all portfolio types.

If applicable, select the option that best describes the level of your portfolio entry (e.g. School, regional, national, international). Some examples for how to answer this question are:

- If you are entering a competition, fair, or olympiad, at what level did you compete?
- If you are entering details of an award, scholarship, internship, or programme, what was the scale of the competition? Was the applicant / contender pool international, national, or at your school level?
- If entering information about a conference, was this a conference run at a local (school / regional level) or international?

If applicable, please describe the level of your entry (e.g. school, regional, national, international). *

Examples of when this field is applicable include:

- The level at which you competed in a competition, fair, or olympiad.
- The scale of the pool of competitors for an award, scholarship, internship, or programme.
- The scale of a conference or camp.

Please select 'Not applicable' if this field does not apply to your entry.

The above question may not be relevant to your entry - an example of this might be if you are entering information about some personal research you have conducted. Use your judgement, and if this is the case, please select *Not applicable*.

If selecting *State/Country*, *School/Local District*, *Other Institution/Organisation*, you will be asked to specify in the box that appears.

Please select 'Not applicable' if this field does not apply to your entry.

Please specify country and state/county. *

Indicate if you have received funding or a prize for this entry.

Did you receive funding and/or a prize for your award of, or participation in this entry? *

- Yes
- No

If Yes you will be asked to enter where you received the funding/prize from, and what the value was in British pounds sterling (£, GBP). We recommend using Google’s currency exchange calculator to convert your national currency into pounds sterling.

Please note that the value is not a mandatory field. You can leave this blank if the information is sensitive.

Please specify the name of the organisation/institution/business you received the funding/prize from. *

Please specify the value of the funding/prize in pounds sterling (GBP).

Explain what knowledge or skills you developed, demonstrated, or applied while working on or participating in the activity you are entering. If you are entering information about a competition, fair, or olympiad, use this space to detail the areas that were tested and what your performance reflects about your strengths.

What knowledge or skills did you develop, demonstrate, or apply through this portfolio entry? *

Please summarise the key knowledge and skills you gained or applied while working on or participating in this activity. If you are describing an award, competition, fair exhibit, or Olympiad, focus on the areas that were tested and what your performance reflects about your strengths.

Select the total length of time you dedicated to this entry from the drop-down menu. If you are entering details of a competition, fair, or olympiad, please take into account preparation time as well as the participation time.

What total length of time did you dedicate to this entry? *

If you are entering the details of a competition, fair exhibit, or Olympiad, please take into account the time spent preparing for, as well as participating. If you are entering the details of a scholarship, internship, fellowship, or programme, please use this space to indicate the amount of time you spent applying and preparing.

✓ Select

0 - 1 week

1 - 4 weeks

1 - 3 months

3 - 6 months

6 -12 months

12 months +

this activity. *

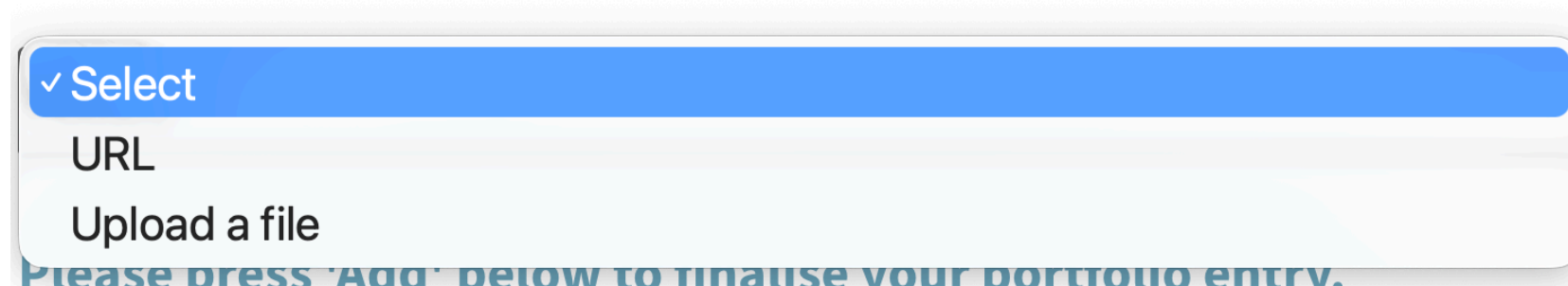
Indicate the average number of hours you committed to this activity per week or month. This is the number of hours you spent preparing for and participating in the activity per week, if you selected 0 – 1 week or 1 – 4 weeks in the question above, or per month, if you selected an answer in months.

Please indicate the average number of hours per week/month you committed to this activity. *

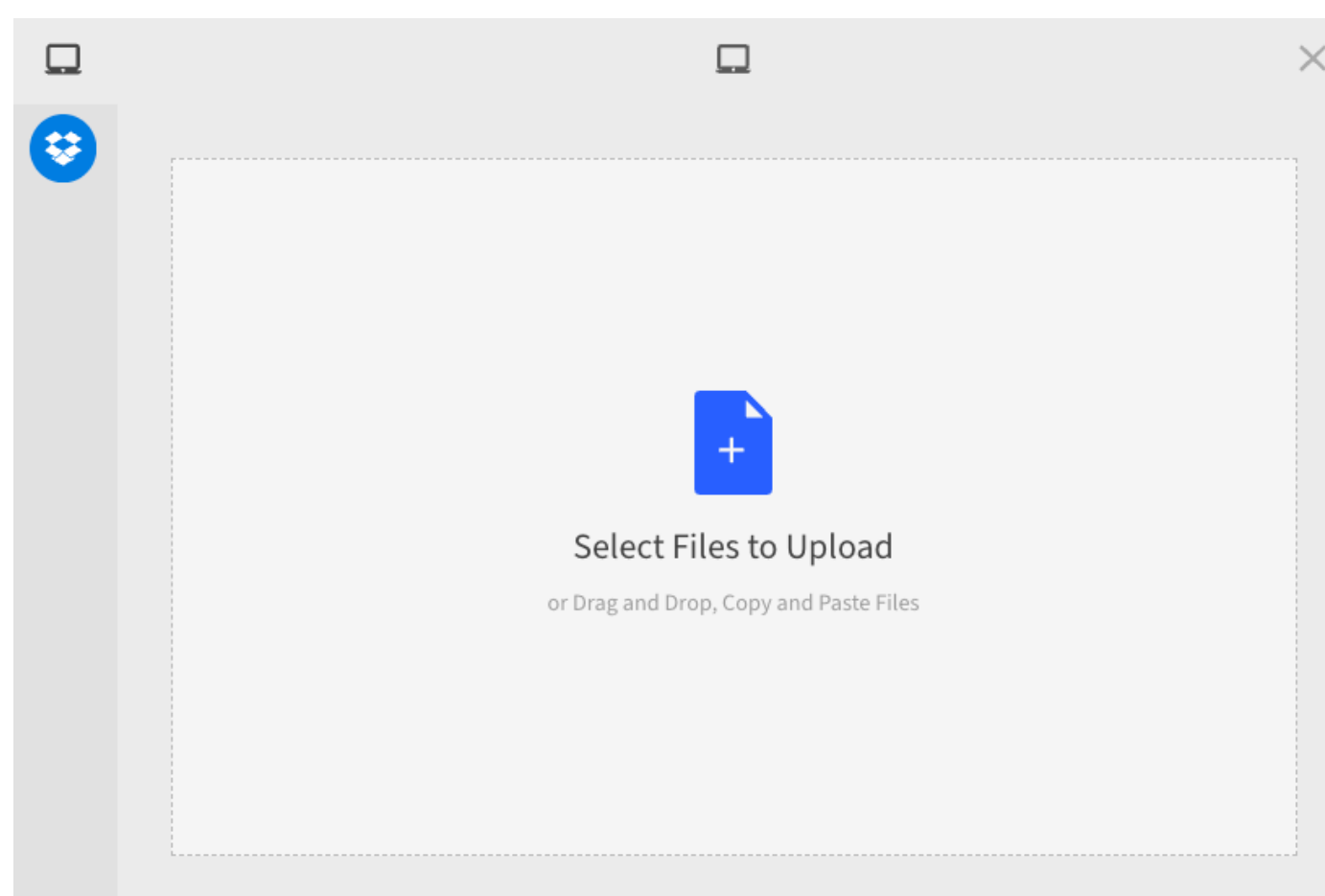
You may add up to two pieces of evidence for each entry, either as URLs or as file uploads. Select which of the options applies to you and use the space provided to input the URL or upload the file.

Please provide supporting evidence. *

Read through the guidance of the portfolio entry type carefully to review what evidence we require.

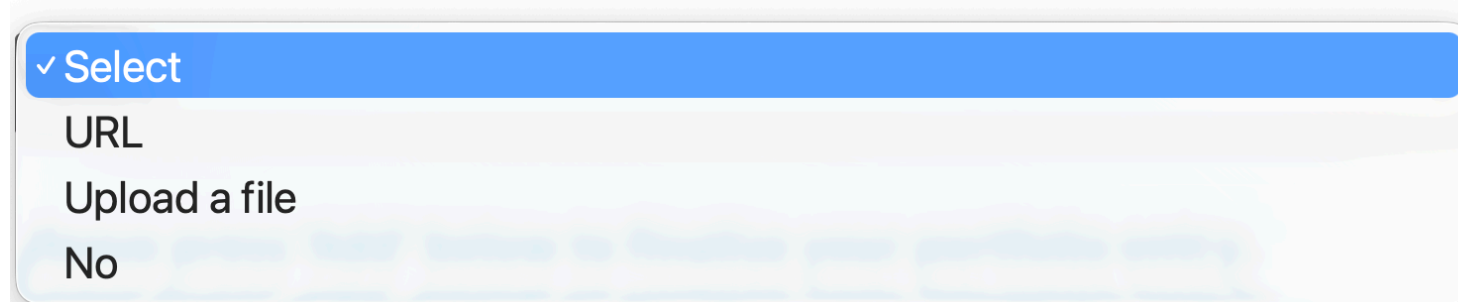


To upload a file, click the 'File upload' button. In the window that appears, click on the space marked 'Select Files to Upload' and select your file. Once you have selected your file, it should automatically upload.



If you would like to upload a second piece of evidence, select from the drop-down menu. If you have supplied all the evidence you'd like to include for this entry, select *No*.

Do you want to provide another piece of supporting evidence? *



Once you have completed all fields in your portfolio entry, you must click 'add' at the bottom of the page to finalise your portfolio entry. If you do not click 'add' your entry will be lost. Please note that while you are in the process of adding an entry, you cannot navigate away from this page.

If you would like to start your portfolio entry again and clear all fields, click 'cancel'



Repeat this process for as many entries as you would like to add, with a maximum of ten.

12. Diversity and inclusion

The Undergraduate Ellison Scholars Programme is dedicated to fostering an inclusive and diverse community. The 'Diversity and Inclusion' section allows us to track and monitor our efforts in creating a vibrant cohort that represents a rich mix of backgrounds and experiences. If selected as an Undergraduate Ellison Scholar, our Student Engagement team may use this information to anticipate any support needs you require during onboarding or your time in Oxford.

As such, we ask that you respond to all the questions in this section, although you may opt out of answering any question by selecting 'Prefer not to answer.' You should always prioritise your own safety; do not answer questions if they would put you at risk in any way.

Please note that the information you provide in this section will not be shared with your application reviewers.

12a. Completing this section: diversity and inclusion

Indicate whether you are in the first generation of your immediate family to go to university. Note that if your parents did not go to university, you are among the first generation, even if your grandparents or aunts and uncles, for example, did go to university.

Indicate the highest level of education attained by your parents by selecting one of the options from the dropdown. If the *Other* option is selected, specify in the text field that appears.

If any of your schools charged fees, indicate how these were covered by selecting one of the options from the dropdown. If the *Other* option is selected, you will be asked to specify in the text field that appears.

Will you be the first generation of your immediate family to go to university? *

This includes parents and legal guardians, but does not include siblings.

- Yes
- No
- Prefer not to answer

What is the highest level of education attained by your parents or guardians? *

If you were required to pay fees at any point during your schooling, how were these covered? *

Estimate your financial income in pounds sterling (£, GBP). You may need to ask a parent or guardian to help answer this question. We recommend using Google's currency exchange calculator to convert your national currency into pounds sterling.

To answer this question, select the appropriate income bracket from the dropdown:

What is your typical annual household income? *

The income brackets are given in pounds sterling (GBP). If you are unsure which bracket your household falls into, please ask a parent or guardian for help.

▼ Select

- No income–£5,000
- £5,000–£10,000
- £10,000–£20,000
- £20,000–£40,000
- £40,000–£60,000
- £60,000–£80,000
- £80,000–£100,000
- £100,000–£200,000
- £200,000–£400,000
- Over £400,000
- Prefer not to answer

Select the racial identity, religious background and disability category that best represent you.

How would you describe your ethnicity or race? *

Please select all that apply.

- Arab
- Asian – Central Asian
- Asian – East Asian
- Asian – North Asian
- Asian – South Asian
- Asian – Southeast Asian
- Asian – West Asian
- Asian - Other Background
- Black – African
- Black – Caribbean
- Black – Other background
- Gypsy, Roma, Traveller
- Hispanic or Latino
- Indigenous or Aboriginal Peoples – Oceania
- Indigenous or Aboriginal Peoples – Americas
- Pacific Peoples
- White
- Other ethnic background
- Prefer not to answer

How would you describe your religious background? *

Select ▼

Do you identify with any disabilities or health conditions listed here? *

Please select all that apply.

- No known disabilities or health conditions
- Specific learning difficulty such as dyslexia, dyspraxia or AD(H)D
- Social/Communication conditions such as a speech and language impairment or an autistic spectrum condition
- Physical impairment or mobility issues
- Deaf or have a hearing impairment
- Blind or have a visual impairment uncorrected by glasses
- Developmental condition affecting motor, cognitive, social, emotional or speech or language skills
- Impairment, health condition or specific learning difficulty not listed above
- Other
- Prefer not to answer

Indicate if you require any adaptations or have support needs.

Do you require any adaptations or have any support needs? *

Please select all that apply.

- No adaptations or support needs required
- Require use of wheelchair or other mobility aid
- Require step-free/level access or use of a lift
- Require personal care assistance for daily living activities
- Require living accommodation with specialist equipment (e.g. hoists, height-adjustable beds, adapted bathroom facilities)
- Required trained assistance dog because of visual, hearing, mobility or other needs arising from your disability including help with specific tasks
- Require the use of communication aid (e.g. BSL, interpreter, hearing support system)
- Require access to a quiet room
- Require access to an accessible toilet
- Other
- Prefer not to answer

Indicate if you have official refugee status in your country of residence or are currently seeking asylum.

Do you have official refugee status in your country of residence or are you currently seeking asylum? *

Select ▼

12b. Completing this section: further information


Indicate if you plan to apply to other institutions/universities.

Will you be applying to other institutions/universities? *

- Yes
 No


If Yes, enter the institution/university names and countries in the space provided.

Please specify institution names and countries. *
Word count: 0 / 250



Provide any additional information which may help us to better contextualise your application. Your response should not exceed 100 words, or you will not be able to submit your application. Please note that this question is optional. **Please do not use this section to outline achievements or experience that belong in the portfolio section.**

Are there specific personal details or circumstances important for us to consider in your application review?
Word count: 0 / 250



13. Declaration

In this section, we ask you to provide final confirmation that you have read and understood the EIT Education & Scholarships Privacy Policy statement and Application Rules. We ask you to confirm that all work and information outlined in your application is your own, genuine, accurate, and truthful; that you understand that this application round is for students beginning their studies at Oxford in 2027 only; and you understand that the Education and Scholarships team may contact any schools, universities, organisations or individuals listed in your application to verify any information you have provided. We also ask you to confirm that you understand that we may seek permission for your schools, universities, organisations, and any individuals named in your application to share information with the Education and Scholarships team.

We require you to confirm that you understand that the Education & Scholarships team and the University of Oxford will share information about both application outcomes if you are selected to move on to the semi-finalist stage.

Read each statement and confirm that you agree by clicking the checkboxes beside them:

Read each statement and confirm that you agree by clicking the checkboxes beside them:

As set out in the **Ellison Scholars Application Rules**.

I confirm that this application follows all Ellison Scholars Application Rules, with all work my own and all information genuine, accurate, truthful and appropriate. *

I confirm

I confirm that I understand application to this cycle of the Undergraduate Ellison Scholars programme is for students beginning their studies at Oxford University in 2027 only. *

Students currently studying at Oxford, or holding offers for 2026 entry, are not eligible.

I confirm

As set out in the **EIT Education & Scholarships Privacy Policy**:

I understand that the Education & Scholarships Team may contact any schools, universities, organisations or individuals listed in my application to verify the information provided. *

I confirm

I understand that the Education & Scholarships Team may request information from any relevant schools, universities, organisations or individuals, including school records and references. *

I confirm

I understand that, if selected to proceed to apply to the University of Oxford as an Ellison Scholars semi-finalist, the Education & Scholarships Team and the University of Oxford may share information about both applications and outcomes. *

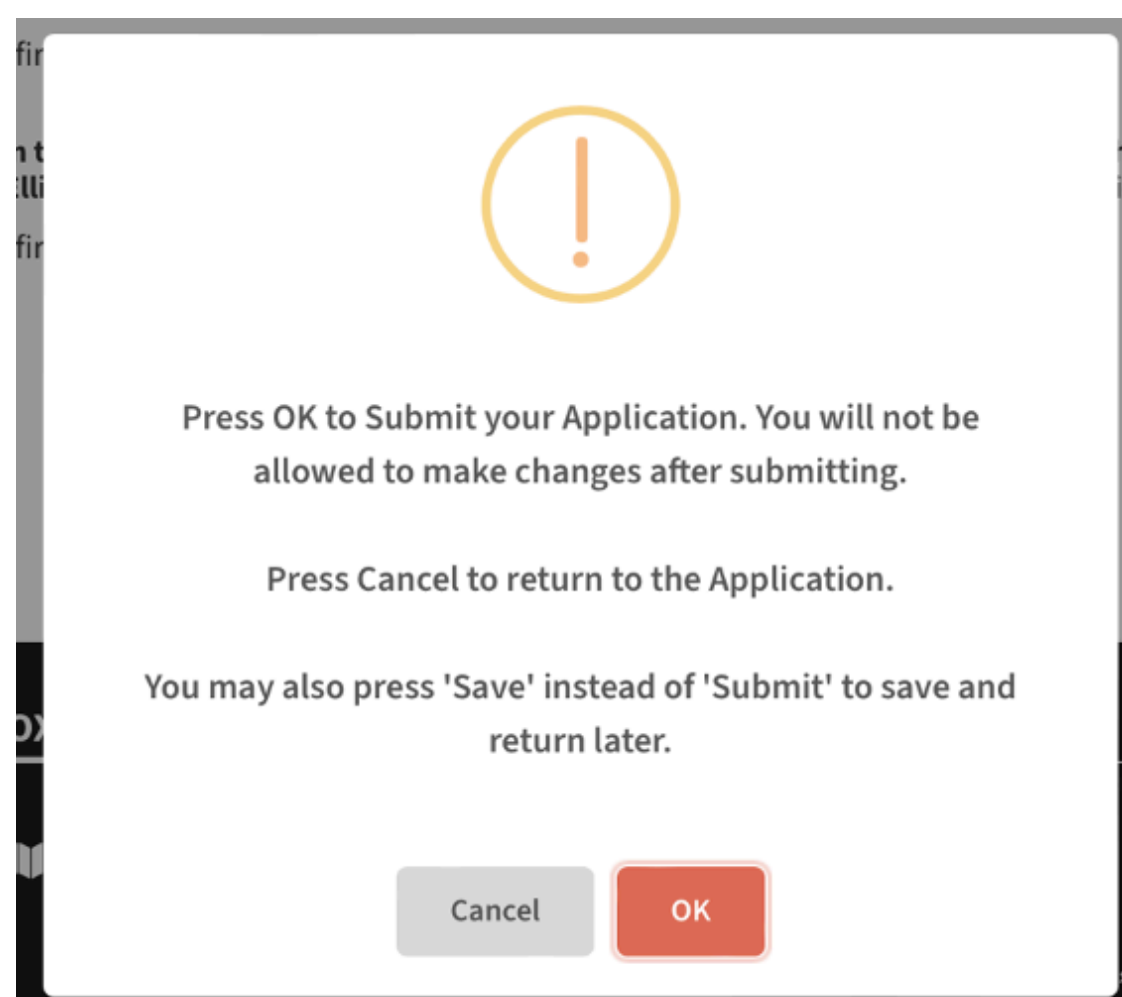
I confirm

14. Submitting your application

To submit your application, press the 'Submit' button at the bottom of the final page.



Click the 'OK' button in the pop-up that appears.



You will receive a confirmation email with information about next steps, including timelines.

13. Contact

If you have any questions or need support with your application, please contact the Education & Scholarships team at scholars@eit.org.

